



Selected Housing Characteristics		
American Community Survey Data 2020-2024	Candor village, New York	
Label	Estimate	Percent
<b>HOUSING OCCUPANCY</b>		
Total housing units	517	517
Occupied housing units	501	96.9%
Vacant housing units	16	3.1%
Homeowner vacancy rate	0.0	(X)
Rental vacancy rate	0.0	(X)
<b>UNITS IN STRUCTURE</b>		
Total housing units	517	517
1-unit, detached	226	43.7%
1-unit, attached	13	2.5%
2 units	136	26.3%
3 or 4 units	64	12.4%
5 to 9 units	31	6.0%
10 to 19 units	0	0.0%
20 or more units	0	0.0%
Mobile home	47	9.1%
Boat, RV, van, etc.	0	0.0%
<b>YEAR STRUCTURE BUILT</b>		
Total housing units	517	517
Built 2020 or later	0	0.0%
Built 2010 to 2019	2	0.4%
Built 2000 to 2009	6	1.2%
Built 1990 to 1999	31	6.0%
Built 1980 to 1989	23	4.4%
Built 1970 to 1979	16	3.1%
Built 1960 to 1969	8	1.5%
Built 1950 to 1959	45	8.7%
Built 1940 to 1949	56	10.8%
Built 1939 or earlier	330	63.8%
<b>ROOMS</b>		
Total housing units	517	517
1 room	3	0.6%
2 rooms	18	3.5%
3 rooms	77	14.9%
4 rooms	77	14.9%
5 rooms	94	18.2%
6 rooms	72	13.9%
7 rooms	27	5.2%
8 rooms	40	7.7%
9 rooms or more	109	21.1%

Selected Housing Characteristics		United States® <b>Census</b> Bureau
American Community Survey Data 2020-2024	Candor village, New York	
Median rooms	5.4	(X)
BEDROOMS		
Total housing units	517	517
No bedroom	3	0.6%
1 bedroom	70	13.5%
2 bedrooms	121	23.4%
3 bedrooms	184	35.6%
4 bedrooms	105	20.3%
5 or more bedrooms	34	6.6%
HOUSING TENURE		
Occupied housing units	501	501
Owner-occupied	234	46.7%
Renter-occupied	267	53.3%
Average household size of owner-occupied unit	2.57	(X)
Average household size of renter-occupied unit	1.43	(X)
YEAR HOUSEHOLDER MOVED INTO UNIT		
Occupied housing units	501	501
Moved in 2023 or later	47	9.4%
Moved in 2020 to 2022	94	18.8%
Moved in 2010 to 2019	131	26.1%
Moved in 2000 to 2009	111	22.2%
Moved in 1990 to 1999	66	13.2%
Moved in 1989 and earlier	52	10.4%
VEHICLES AVAILABLE		
Occupied housing units	501	501
No vehicles available	77	15.4%
1 vehicle available	132	26.3%
2 vehicles available	181	36.1%
3 or more vehicles available	111	22.2%
HOUSE HEATING FUEL		
Occupied housing units	501	501
Utility gas	253	50.5%
Bottled or tank gas (propane, butane, etc.)	16	3.2%
Electricity	177	35.3%
Fuel oil, kerosene, etc.	44	8.8%
Coal or coke	8	1.6%
Wood	2	0.4%

Selected Housing Characteristics		
American Community Survey Data 2020-2024	Candor village, New York	
Solar energy	0	0.0%
Other fuel	0	0.0%
No fuel used	1	0.2%
SELECTED CHARACTERISTICS		
Occupied housing units	501	501
Lacking complete plumbing facilities	1	0.2%
Lacking complete kitchen facilities	1	0.2%
No telephone service available	0	0.0%
OCCUPANTS PER ROOM		
Occupied housing units	501	501
1.00 or less	497	99.2%
1.01 to 1.50	3	0.6%
1.51 or more	1	0.2%
VALUE		
Owner-occupied units	234	234
Less than \$50,000	11	4.7%
\$50,000 to \$99,999	61	26.1%
\$100,000 to \$149,999	75	32.1%
\$150,000 to \$199,999	47	20.1%
\$200,000 to \$299,999	36	15.4%
\$300,000 to \$499,999	4	1.7%
\$500,000 to \$999,999	0	0.0%
\$1,000,000 or more	0	0.0%
Median (dollars)	119,400	(X)
MORTGAGE STATUS		
Owner-occupied units	234	234
Housing units with a mortgage	109	46.6%
Housing units without a mortgage	125	53.4%
SELECTED MONTHLY OWNER COSTS (SMOC)		
Housing units with a mortgage	109	109
Less than \$500	0	0.0%
\$500 to \$999	16	14.7%
\$1,000 to \$1,499	47	43.1%
\$1,500 to \$1,999	34	31.2%
\$2,000 to \$2,499	6	5.5%

Selected Housing Characteristics		United States® <b>Census</b> Bureau
American Community Survey Data 2020-2024	Candor village, New York	
\$2,500 to \$2,999	0	0.0%
\$3,000 or more	6	5.5%
Median (dollars)	1,418	(X)
Housing units without a mortgage	125	125
Less than \$250	3	2.4%
\$250 to \$399	9	7.2%
\$400 to \$599	32	25.6%
\$600 to \$799	61	48.8%
\$800 to \$999	12	9.6%
\$1,000 or more	8	6.4%
Median (dollars)	706	(X)
SELECTED MONTHLY OWNER COSTS AS A PERCENTAGE OF HOUSEHOLD INCOME (SMOCAPI)		
Housing units with a mortgage (excluding units where SMOCAPI cannot be computed)	109	109
Less than 20.0 percent	55	50.5%
20.0 to 24.9 percent	17	15.6%
25.0 to 29.9 percent	14	12.8%
30.0 to 34.9 percent	1	0.9%
35.0 percent or more	22	20.2%
Not computed	0	(X)
Housing unit without a mortgage (excluding units where SMOCAPI cannot be computed)	122	122
Less than 10.0 percent	71	58.2%
10.0 to 14.9 percent	12	9.8%
15.0 to 19.9 percent	19	15.6%
20.0 to 24.9 percent	9	7.4%
25.0 to 29.9 percent	2	1.6%
30.0 to 34.9 percent	0	0.0%
35.0 percent or more	9	7.4%
Not computed	3	(X)
GROSS RENT		
Occupied units paying rent	254	254
Less than \$500	0	0.0%

Selected Housing Characteristics		United States® <b>Census</b> Bureau
American Community Survey Data 2020-2024	Candor village, New York	
\$500 to \$999	195	76.8%
\$1,000 to \$1,499	57	22.4%
\$1,500 to \$1,999	0	0.0%
\$2,000 to \$2,499	2	0.8%
\$2,500 to \$2,999	0	0.0%
\$3,000 or more	0	0.0%
Median (dollars)	871	(X)
No rent paid	13	(X)
GROSS RENT AS A PERCENTAGE OF HOUSEHOLD INCOME (GRAPI)		
Occupied units paying rent (excluding units where GRAPI cannot be computed)	254	254
Less than 15.0 percent	31	12.2%
15.0 to 19.9 percent	77	30.3%
20.0 to 24.9 percent	21	8.3%
25.0 to 29.9 percent	5	2.0%
30.0 to 34.9 percent	28	11.0%
35.0 percent or more	92	36.2%
Not computed	13	(X)

Selected Economic Characteristics		United States® <b>Census</b> Bureau
American Community Survey Data 2020-2024	Candor village, New York	
Label	Estimate	Percent
EMPLOYMENT STATUS		
Population 16 years and over	793	793
In labor force	516	65.1%
Civilian labor force	516	65.1%
Employed	462	58.3%
Unemployed	54	6.8%
Armed Forces	0	0.0%
Not in labor force	277	34.9%
Civilian labor force	516	516
Unemployment Rate	(X)	10.5%
Females 16 years and over	367	367
In labor force	207	56.4%
Civilian labor force	207	56.4%
Employed	204	55.6%
Own children of the householder under 6 years	33	33
All parents in family in labor force	30	90.9%
Own children of the householder 6 to 17 years	176	176
All parents in family in labor force	170	96.6%
COMMUTING TO WORK		
Workers 16 years and over	442	442
Car, truck, or van -- drove alone	316	71.5%
Car, truck, or van -- carpooled	21	4.8%
Public transportation	0	0.0%
Walked	18	4.1%
Other means	4	0.9%
Worked from home	83	18.8%
Mean travel time to work (minutes)	25.1	(X)
OCCUPATION		
Civilian employed population 16 years and over	462	462
Management, business, science, and arts occupations	188	40.7%
Service occupations	108	23.4%
Sales and office occupations	47	10.2%

Selected Economic Characteristics		United States® <b>Census</b> Bureau
American Community Survey Data 2020-2024	Candor village, New York	
Natural resources, construction, and maintenance occupations	78	16.9%
Production, transportation, and material moving occupations	41	8.9%
INDUSTRY		
Civilian employed population 16 years and over	462	462
Agriculture, forestry, fishing and hunting, and mining	29	6.3%
Construction	65	14.1%
Manufacturing	30	6.5%
Wholesale trade	1	0.2%
Retail trade	34	7.4%
Transportation and warehousing, and utilities	24	5.2%
Information	0	0.0%
Finance and insurance, and real estate and rental and leasing	4	0.9%
Professional, scientific, and management, and administrative and waste management services	24	5.2%
Educational services, and health care and social assistance	170	36.8%
Arts, entertainment, and recreation, and accommodation and food services	25	5.4%
Other services, except public administration	10	2.2%
Public administration	46	10.0%
CLASS OF WORKER		
Civilian employed population 16 years and over	462	462
Private wage and salary workers	298	64.5%
Government workers	134	29.0%


Selected Economic Characteristics		United States® <b>Census</b> Bureau
American Community Survey Data 2020-2024	Candor village, New York	
Self-employed in own not incorporated business workers	30	6.5%
Unpaid family workers	0	0.0%
INCOME AND BENEFITS (IN 2024 INFLATION-ADJUSTED DOLLARS)		
Total households	501	501
Less than \$10,000	27	5.4%
\$10,000 to \$14,999	28	5.6%
\$15,000 to \$24,999	72	14.4%
\$25,000 to \$34,999	4	0.8%
\$35,000 to \$49,999	122	24.4%
\$50,000 to \$74,999	70	14.0%
\$75,000 to \$99,999	44	8.8%
\$100,000 to \$149,999	59	11.8%
\$150,000 to \$199,999	63	12.6%
\$200,000 or more	12	2.4%
Median household income (dollars)	47,417	(X)
Mean household income (dollars)	74,094	(X)
With earnings	404	80.6%
Mean earnings (dollars)	74,648	(X)
With Social Security	105	21.0%
Mean Social Security income (dollars)	20,575	(X)
With retirement income	105	21.0%
Mean retirement income (dollars)	26,833	(X)
With Supplemental Security Income	23	4.6%
Mean Supplemental Security Income (dollars)	9,213	(X)
With cash public assistance income	49	9.8%
Mean cash public assistance income (dollars)	4,186	(X)
With Food Stamp/SNAP benefits in the past 12 months	84	16.8%
Families	238	238





Selected Economic Characteristics		United States® <b>Census</b> Bureau
American Community Survey Data 2020-2024	Candor village, New York	
Less than \$10,000	14	5.9%
\$10,000 to \$14,999	2	0.8%
\$15,000 to \$24,999	66	27.7%
\$25,000 to \$34,999	10	4.2%
\$35,000 to \$49,999	10	4.2%
\$50,000 to \$74,999	23	9.7%
\$75,000 to \$99,999	37	15.5%
\$100,000 to \$149,999	37	15.5%
\$150,000 to \$199,999	27	11.3%
\$200,000 or more	12	5.0%
Median family income (dollars)	68,889	(X)
Mean family income (dollars)	80,071	(X)
Per capita income (dollars)	35,517	(X)
Nonfamily households	263	263
Median nonfamily income (dollars)	46,714	(X)
Mean nonfamily income (dollars)	67,580	(X)
Median earnings for workers (dollars)	45,188	(X)
Median earnings for male full-time, year-round workers (dollars)	53,929	(X)
Median earnings for female full-time, year-round workers (dollars)	54,250	(X)
HEALTH INSURANCE COVERAGE		
Civilian noninstitutionalized population	984	984
With health insurance coverage	894	90.9%
With private health insurance	631	64.1%
With public coverage	401	40.8%
No health insurance coverage	90	9.1%
Civilian noninstitutionalized population under 19 years	213	213
No health insurance coverage	1	0.5%

Selected Economic Characteristics		United States® <b>Census</b> Bureau
American Community Survey Data 2020-2024	Candor village, New York	
Civilian noninstitutionalized population 19 to 64 years	625	625
In labor force:	494	494
Employed:	440	440
With health insurance coverage	413	93.9%
With private health insurance	380	86.4%
With public coverage	57	13.0%
No health insurance coverage	27	6.1%
Unemployed:	54	54
With health insurance coverage	53	98.1%
With private health insurance	4	7.4%
With public coverage	49	90.7%
No health insurance coverage	1	1.9%
Not in labor force:	131	131
With health insurance coverage	72	55.0%
With private health insurance	21	16.0%
With public coverage	58	44.3%
No health insurance coverage	59	45.0%
PERCENTAGE OF FAMILIES AND PEOPLE WHOSE INCOME IN THE PAST 12 MONTHS IS BELOW THE POVERTY LEVEL		
All families	(X)	29.0%
With related children of the householder under 18 years	(X)	45.2%
With related children of the householder under 5 years only	(X)	0.0%
Married couple families	(X)	2.4%
With related children of the householder under 18 years	(X)	0.0%

Selected Economic Characteristics		United States® <b>Census</b> Bureau
American Community Survey Data 2020-2024	Candor village, New York	
With related children of the householder under 5 years only	(X)	0.0%
Families with female householder, no spouse present	(X)	40.0%
With related children of the householder under 18 years	(X)	45.2%
With related children of the householder under 5 years only	(X)	-
All people	(X)	20.8%
Under 18 years	(X)	24.4%
Related children of the householder under 18 years	(X)	24.4%
Related children of the householder under 5 years	(X)	9.1%
Related children of the householder 5 to 17 years	(X)	27.3%
18 years and over	(X)	19.9%
18 to 64 years	(X)	21.3%
65 years and over	(X)	13.7%
People in families	(X)	21.0%
Unrelated individuals 15 years and over	(X)	20.5%

Selected Demographic Characteristics		
American Community Survey Data 2020-2024	Candor village, New York	
Label	Estimate	Percent
SEX AND AGE		
Total population	984	984
Male	533	54.2%
Female	451	45.8%
Sex ratio (males per 100 females)	118.2	(X)
Under 5 years	33	3.4%
5 to 9 years	61	6.2%
10 to 14 years	88	8.9%
15 to 19 years	33	3.4%
20 to 24 years	77	7.8%
25 to 34 years	121	12.3%
35 to 44 years	116	11.8%
45 to 54 years	163	16.6%
55 to 59 years	92	9.3%
60 to 64 years	54	5.5%
65 to 74 years	53	5.4%
75 to 84 years	82	8.3%
85 years and over	11	1.1%
Median age (years)	43.3	(X)
Under 18 years	209	21.2%
16 years and over	793	80.6%
18 years and over	775	78.8%
21 years and over	725	73.7%
62 years and over	166	16.9%
65 years and over	146	14.8%
18 years and over	775	775
Male	426	55.0%
Female	349	45.0%
Sex ratio (males per 100 females)	122.1	(X)
65 years and over	146	146
Male	51	34.9%
Female	95	65.1%
Sex ratio (males per 100 females)	53.7	(X)
RACE		
Total population	984	984
One race	970	98.6%
Two or More Races	14	1.4%

Selected Demographic Characteristics		
American Community Survey Data 2020-2024	Candor village, New York	
One race	970	98.6%
White	876	89.0%
Egyptian	0	0.0%
English	167	17.0%
German	27	2.7%
Irish	131	13.3%
Italian	71	7.2%
Lebanese	0	0.0%
Other White	480	48.8%
Black or African American	72	7.3%
African American	72	7.3%
Ethiopian	0	0.0%
Haitian	0	0.0%
Jamaican	0	0.0%
Nigerian	0	0.0%
Somali	0	0.0%
Other Black or African American	0	0.0%
American Indian and Alaska Native	0	0.0%
Aztec	0	0.0%
Blackfeet Tribe of the Blackfeet Indian Reservation of Montana	0	0.0%
Maya	0	0.0%
Native Village of Barrow Inupiat Traditional Government	0	0.0%
Navajo Nation	0	0.0%
Nome Eskimo Community	0	0.0%
Other American Indian and Alaska Native	0	0.0%
Asian	0	0.0%
Asian Indian	0	0.0%
Chinese	0	0.0%
Filipino	0	0.0%
Japanese	0	0.0%
Korean	0	0.0%
Vietnamese	0	0.0%
Other Asian	0	0.0%


Selected Demographic Characteristics		
American Community Survey Data 2020-2024	Candor village, New York	
Native Hawaiian and Other Pacific Islander	2	0.2%
Chamorro	0	0.0%
Native Hawaiian	0	0.0%
Samoan	0	0.0%
Other Native Hawaiian and Other Pacific Islander	2	0.2%
Some Other Race	20	2.0%
Two or More Races	14	1.4%
White and Black or African American	2	0.2%
White and American Indian and Alaska Native	4	0.4%
White and Asian	0	0.0%
White and Some Other Race	8	0.8%
Black or African American and American Indian and Alaska Native	0	0.0%
Black or African American and Some Other Race	0	0.0%
Race alone or in combination with one or more other races		
Total population	984	984
White	890	90.4%
Black or African American	74	7.5%
American Indian and Alaska Native	4	0.4%
Asian	0	0.0%
Native Hawaiian and Other Pacific Islander	2	0.2%
Some Other Race	28	2.8%
HISPANIC OR LATINO AND RACE		
Total population	984	984
Hispanic or Latino (of any race)	36	3.7%
Mexican	21	2.1%
Puerto Rican	1	0.1%
Cuban	0	0.0%
Other Hispanic or Latino	14	1.4%
Not Hispanic or Latino	948	96.3%


Selected Demographic Characteristics		United States® <b>Census</b> Bureau
American Community Survey Data 2020-2024	Candor village, New York	
White alone	860	87.4%
Black or African American alone	72	7.3%
American Indian and Alaska Native alone	0	0.0%
Asian alone	0	0.0%
Native Hawaiian and Other Pacific Islander alone	2	0.2%
Some Other Race alone	0	0.0%
Two or More Races	14	1.4%
Two races including Some Other Race	8	0.8%
Two races excluding Some Other Race, and three or more races	6	0.6%
Total housing units	517	(X)
CITIZEN, VOTING AGE POPULATION		
Citizen, 18 and over population	755	755
Male	414	54.8%
Female	341	45.2%

Selected Social Characteristics		
American Community Survey Data 2020-2024	Candor village, New York	
Label	Estimate	Percent
HOUSEHOLDS BY TYPE		
Total households	501	501
Married-couple household	123	24.6%
With children of the householder under 18 years	48	9.6%
Cohabiting couple household	67	13.4%
With children of the householder under 18 years	55	11.0%
Male householder, no spouse/partner present	145	28.9%
With children of the householder under 18 years	0	0.0%
Householder living alone	105	21.0%
65 years and over	2	0.4%
Female householder, no spouse/partner present	166	33.1%
With children of the householder under 18 years	21	4.2%
Householder living alone	94	18.8%
65 years and over	56	11.2%
Households with one or more people under 18 years	124	24.8%
Households with one or more people 65 years and over	119	23.8%
Average household size	1.96	(X)
Average family size	2.60	(X)
RELATIONSHIP		
Population in households	984	984
Householder	501	50.9%
Spouse	122	12.4%
Unmarried partner	37	3.8%
Child	251	25.5%
Other relatives	8	0.8%
Other nonrelatives	65	6.6%
MARITAL STATUS		
Males 15 years and over	426	426
Never married	184	43.2%
Now married, except separated	153	35.9%



Selected Social Characteristics		United States® <b>Census</b> Bureau
American Community Survey Data 2020-2024	Candor village, New York	
Separated	8	1.9%
Widowed	6	1.4%
Divorced	75	17.6%
Females 15 years and over	376	376
Never married	111	29.5%
Now married, except separated	117	31.1%
Separated	50	13.3%
Widowed	47	12.5%
Divorced	51	13.6%
FERTILITY		
Number of women 15 to 50 years old who had a birth in the past 12 months	4	4
Unmarried women (widowed, divorced, and never married)	0	0.0%
Per 1,000 unmarried women	0	(X)
Per 1,000 women 15 to 50 years old	21	(X)
Per 1,000 women 15 to 19 years old	0	(X)
Per 1,000 women 20 to 34 years old	0	(X)
Per 1,000 women 35 to 50 years old	51	(X)
GRANDPARENTS		
Number of grandparents living with own grandchildren under 18 years	2	2
Grandparents responsible for grandchildren	0	0.0%
Years responsible for grandchildren		
Less than 1 year	0	0.0%
1 or 2 years	0	0.0%
3 or 4 years	0	0.0%
5 or more years	0	0.0%

Selected Social Characteristics		
American Community Survey Data 2020-2024	Candor village, New York	
Number of grandparents responsible for own grandchildren under 18 years	0	0
Who are female	0	-
Who are married	0	-
SCHOOL ENROLLMENT		
Population 3 years and over enrolled in school	186	186
Nursery school, preschool	11	5.9%
Kindergarten	16	8.6%
Elementary school (grades 1-8)	94	50.5%
High school (grades 9-12)	44	23.7%
College or graduate school	21	11.3%
EDUCATIONAL ATTAINMENT		
Population 25 years and over	692	692
Less than 9th grade	9	1.3%
9th to 12th grade, no diploma	20	2.9%
High school graduate (includes equivalency)	251	36.3%
Some college, no degree	175	25.3%
Associate's degree	118	17.1%
Bachelor's degree	70	10.1%
Graduate or professional degree	49	7.1%
High school graduate or higher	663	95.8%
Bachelor's degree or higher	119	17.2%
VETERAN STATUS		
Civilian population 18 years and over	775	775
Civilian veterans	43	5.5%
DISABILITY STATUS OF THE CIVILIAN NONINSTITUTIONALIZED POPULATION		
Total Civilian Noninstitutionalized Population	984	984
With a disability	93	9.5%
Under 18 years	209	209

Selected Social Characteristics		
American Community Survey Data 2020-2024	Candor village, New York	
With a disability	4	1.9%
18 to 64 years	629	629
With a disability	48	7.6%
65 years and over	146	146
With a disability	41	28.1%
RESIDENCE 1 YEAR AGO		
Population 1 year and over	984	984
Same house	815	82.8%
Different house (in the U.S. or abroad)	169	17.2%
Different house in the U.S.	149	15.1%
Same county	52	5.3%
Different county	97	9.9%
Same state	85	8.6%
Different state	12	1.2%
Abroad	20	2.0%
PLACE OF BIRTH		
Total population	984	984
Native	961	97.7%
Born in United States	959	97.5%
State of residence	771	78.4%
Different state	188	19.1%
Born in Puerto Rico, U.S. Island areas, or born abroad to American parent(s)	2	0.2%
Foreign-born	23	2.3%
U.S. CITIZENSHIP STATUS		
Foreign-born population	23	23
Naturalized U.S. citizen	3	13.0%
Not a U.S. citizen	20	87.0%
YEAR OF ENTRY		
Population born outside the United States	25	25
Native	2	2
Entered 2010 or later	0	0.0%
Entered before 2010	2	100.0%
Foreign-born	23	23
Entered 2010 or later	20	87.0%
Entered before 2010	3	13.0%
WORLD REGION OF BIRTH OF FOREIGN-BORN		

Selected Social Characteristics		
American Community Survey Data 2020-2024	Candor village, New York	
Foreign-born population, excluding population born at sea	23	23
Europe	3	13.0%
Asia	0	0.0%
Africa	0	0.0%
Oceania	0	0.0%
Latin America	20	87.0%
Northern America	0	0.0%
LANGUAGE SPOKEN AT HOME		
Population 5 years and over	951	951
English only	921	96.8%
Language other than English	30	3.2%
Speak English less than "very well"	18	1.9%
Spanish	24	2.5%
Speak English less than "very well"	18	1.9%
Other Indo-European languages	6	0.6%
Speak English less than "very well"	0	0.0%
Asian and Pacific Islander languages	0	0.0%
Speak English less than "very well"	0	0.0%
Other languages	0	0.0%
Speak English less than "very well"	0	0.0%
ANCESTRY		
Total population	984	984
American	57	5.8%
Arab	0	0.0%
Czech	0	0.0%
Danish	5	0.5%
Dutch	12	1.2%
English	146	14.8%
French (except Basque)	5	0.5%
French Canadian	1	0.1%
German	106	10.8%
Greek	6	0.6%

Selected Social Characteristics		United States® <b>Census</b> Bureau
American Community Survey Data 2020-2024	Candor village, New York	
Hungarian	0	0.0%
Irish	221	22.5%
Italian	97	9.9%
Lithuanian	0	0.0%
Norwegian	14	1.4%
Polish	6	0.6%
Portuguese	0	0.0%
Russian	0	0.0%
Scotch-Irish	2	0.2%
Scottish	13	1.3%
Slovak	0	0.0%
Subsaharan African	0	0.0%
Swedish	0	0.0%
Swiss	0	0.0%
Ukrainian	0	0.0%
Welsh	2	0.2%
West Indian (excluding Hispanic origin groups)	0	0.0%
COMPUTERS AND INTERNET USE		
Total households	501	501
With a computer	488	97.4%
With a broadband Internet subscription	419	83.6%