

ACS Selected Demographic Characteristics		United States® Census Bureau
American Community Survey Data 2020-2024	Tioga County, New York	
Label	Estimate	Percent
SEX AND AGE		
Total population	47,864	47,864
Male	23,960	50.1%
Female	23,904	49.9%
Sex ratio (males per 100 females)	100.2	(X)
Under 5 years	2,355	4.9%
5 to 9 years	2,325	4.9%
10 to 14 years	3,181	6.6%
15 to 19 years	2,793	5.8%
20 to 24 years	2,562	5.4%
25 to 34 years	5,216	10.9%
35 to 44 years	5,601	11.7%
45 to 54 years	5,856	12.2%
55 to 59 years	3,489	7.3%
60 to 64 years	4,047	8.5%
65 to 74 years	5,980	12.5%
75 to 84 years	3,137	6.6%
85 years and over	1,322	2.8%
Median age (years)	44.8	(X)
Under 18 years	9,728	20.3%
16 years and over	39,453	82.4%
18 years and over	38,136	79.7%
21 years and over	36,757	76.8%
62 years and over	12,776	26.7%
65 years and over	10,439	21.8%
18 years and over	38,136	38,136
Male	19,019	49.9%
Female	19,117	50.1%
Sex ratio (males per 100 females)	99.5	(X)
65 years and over	10,439	10,439
Male	5,005	47.9%
Female	5,434	52.1%
Sex ratio (males per 100 females)	92.1	(X)
RACE		
Total population	47,864	47,864
One race	46,272	96.7%
Two or More Races	1,592	3.3%

ACS Selected Demographic Characteristics		United States® Census Bureau
American Community Survey Data 2020-2024	Tioga County, New York	
One race	46,272	96.7%
White	44,735	93.5%
Egyptian	0	0.0%
English	7,047	14.7%
German	2,986	6.2%
Irish	3,943	8.2%
Italian	1,670	3.5%
Lebanese	16	0.0%
Other White	29,073	60.7%
Black or African American	624	1.3%
African American	375	0.8%
Ethiopian	0	0.0%
Haitian	5	0.0%
Jamaican	26	0.1%
Nigerian	46	0.1%
Somali	0	0.0%
Other Black or African American	172	0.4%
American Indian and Alaska Native	11	0.0%
Aztec	0	0.0%
Blackfeet Tribe of the Blackfeet Indian Reservation of Montana	0	0.0%
Maya	0	0.0%
Native Village of Barrow Inupiat Traditional Government	0	0.0%
Navajo Nation	3	0.0%
Nome Eskimo Community	0	0.0%
Other American Indian and Alaska Native	8	0.0%
Asian	454	0.9%
Asian Indian	51	0.1%
Chinese	88	0.2%
Filipino	116	0.2%
Japanese	37	0.1%
Korean	0	0.0%
Vietnamese	48	0.1%
Other Asian	114	0.2%

ACS Selected Demographic Characteristics		United States® Census Bureau
American Community Survey Data 2020-2024	Tioga County, New York	
Native Hawaiian and Other Pacific Islander	5	0.0%
Chamorro	0	0.0%
Native Hawaiian	3	0.0%
Samoan	0	0.0%
Other Native Hawaiian and Other Pacific Islander	2	0.0%
Some Other Race	443	0.9%
Two or More Races	1,592	3.3%
White and Black or African American	221	0.5%
White and American Indian and Alaska Native	236	0.5%
White and Asian	141	0.3%
White and Some Other Race	965	2.0%
Black or African American and American Indian and Alaska Native	0	0.0%
Black or African American and Some Other Race	12	0.0%
Race alone or in combination with one or more other races		
Total population	47,864	47,864
White	46,315	96.8%
Black or African American	857	1.8%
American Indian and Alaska Native	247	0.5%
Asian	612	1.3%
Native Hawaiian and Other Pacific Islander	5	0.0%
Some Other Race	1,437	3.0%
HISPANIC OR LATINO AND RACE		
Total population	47,864	47,864
Hispanic or Latino (of any race)	1,149	2.4%
Mexican	110	0.2%
Puerto Rican	376	0.8%
Cuban	42	0.1%
Other Hispanic or Latino	621	1.3%
Not Hispanic or Latino	46,715	97.6%

ACS Selected Demographic Characteristics		United States® Census Bureau
American Community Survey Data 2020-2024	Tioga County, New York	
White alone	44,280	92.5%
Black or African American alone	616	1.3%
American Indian and Alaska Native alone	6	0.0%
Asian alone	454	0.9%
Native Hawaiian and Other Pacific Islander alone	5	0.0%
Some Other Race alone	140	0.3%
Two or More Races	1,214	2.5%
Two races including Some Other Race	616	1.3%
Two races excluding Some Other Race, and three or more races	598	1.2%
Total housing units	22,104	(X)
CITIZEN, VOTING AGE POPULATION		
Citizen, 18 and over population	37,792	37,792
Male	18,951	50.1%
Female	18,841	49.9%

Selected Economic Characteristics		United States® Census Bureau
American Community Survey Data 2020-2024	Tioga County, New York	
Label	Estimate	Percent
EMPLOYMENT STATUS		
Population 16 years and over	39,453	39,453
In labor force	23,166	58.7%
Civilian labor force	23,166	58.7%
Employed	21,896	55.5%
Unemployed	1,270	3.2%
Armed Forces	0	0.0%
Not in labor force	16,287	41.3%
Civilian labor force	23,166	23,166
Unemployment Rate	(X)	5.5%
Females 16 years and over	19,756	19,756
In labor force	10,619	53.8%
Civilian labor force	10,619	53.8%
Employed	10,159	51.4%
Own children of the householder under 6 years	2,638	2,638
All parents in family in labor force	1,988	75.4%
Own children of the householder 6 to 17 years	6,446	6,446
All parents in family in labor force	5,088	78.9%
COMMUTING TO WORK		
Workers 16 years and over	21,583	21,583
Car, truck, or van -- drove alone	17,419	80.7%
Car, truck, or van -- carpooled	1,263	5.9%
Public transportation	23	0.1%
Walked	390	1.8%
Other means	310	1.4%
Worked from home	2,178	10.1%
Mean travel time to work (minutes)	23.0	(X)
OCCUPATION		
Civilian employed population 16 years and over	21,896	21,896
Management, business, science, and arts occupations	8,339	38.1%
Service occupations	3,430	15.7%
Sales and office occupations	4,386	20.0%


Selected Economic Characteristics		United States® Census Bureau
American Community Survey Data 2020-2024	Tioga County, New York	
Natural resources, construction, and maintenance occupations	2,111	9.6%
Production, transportation, and material moving occupations	3,630	16.6%
INDUSTRY		
Civilian employed population 16 years and over	21,896	21,896
Agriculture, forestry, fishing and hunting, and mining	351	1.6%
Construction	1,668	7.6%
Manufacturing	2,847	13.0%
Wholesale trade	519	2.4%
Retail trade	2,480	11.3%
Transportation and warehousing, and utilities	977	4.5%
Information	212	1.0%
Finance and insurance, and real estate and rental and leasing	954	4.4%
Professional, scientific, and management, and administrative and waste management services	2,308	10.5%
Educational services, and health care and social assistance	6,230	28.5%
Arts, entertainment, and recreation, and accommodation and food services	1,660	7.6%
Other services, except public administration	927	4.2%
Public administration	763	3.5%
CLASS OF WORKER		
Civilian employed population 16 years and over	21,896	21,896
Private wage and salary workers	16,344	74.6%
Government workers	4,236	19.3%


Selected Economic Characteristics		United States® Census Bureau
American Community Survey Data 2020-2024	Tioga County, New York	
Self-employed in own not incorporated business workers	1,316	6.0%
Unpaid family workers	0	0.0%
INCOME AND BENEFITS (IN 2024 INFLATION-ADJUSTED DOLLARS)		
Total households	20,347	20,347
Less than \$10,000	866	4.3%
\$10,000 to \$14,999	647	3.2%
\$15,000 to \$24,999	1,463	7.2%
\$25,000 to \$34,999	1,770	8.7%
\$35,000 to \$49,999	2,604	12.8%
\$50,000 to \$74,999	3,159	15.5%
\$75,000 to \$99,999	2,778	13.7%
\$100,000 to \$149,999	3,420	16.8%
\$150,000 to \$199,999	1,939	9.5%
\$200,000 or more	1,701	8.4%
Median household income (dollars)	72,739	(X)
Mean household income (dollars)	97,660	(X)
With earnings	14,556	71.5%
Mean earnings (dollars)	101,002	(X)
With Social Security	7,652	37.6%
Mean Social Security income (dollars)	25,813	(X)
With retirement income	6,737	33.1%
Mean retirement income (dollars)	29,820	(X)
With Supplemental Security Income	1,270	6.2%
Mean Supplemental Security Income (dollars)	11,173	(X)
With cash public assistance income	805	4.0%
Mean cash public assistance income (dollars)	4,025	(X)
With Food Stamp/SNAP benefits in the past 12 months	2,730	13.4%
Families	13,073	13,073

Selected Economic Characteristics		United States® Census Bureau
American Community Survey Data 2020-2024	Tioga County, New York	
Less than \$10,000	429	3.3%
\$10,000 to \$14,999	272	2.1%
\$15,000 to \$24,999	544	4.2%
\$25,000 to \$34,999	773	5.9%
\$35,000 to \$49,999	1,246	9.5%
\$50,000 to \$74,999	2,109	16.1%
\$75,000 to \$99,999	1,849	14.1%
\$100,000 to \$149,999	2,724	20.8%
\$150,000 to \$199,999	1,648	12.6%
\$200,000 or more	1,479	11.3%
Median family income (dollars)	89,882	(X)
Mean family income (dollars)	114,934	(X)
Per capita income (dollars)	41,785	(X)
Nonfamily households	7,274	7,274
Median nonfamily income (dollars)	41,321	(X)
Mean nonfamily income (dollars)	58,351	(X)
Median earnings for workers (dollars)	44,625	(X)
Median earnings for male full-time, year-round workers (dollars)	67,866	(X)
Median earnings for female full-time, year-round workers (dollars)	50,980	(X)
HEALTH INSURANCE COVERAGE		
Civilian noninstitutionalized population	47,481	47,481
With health insurance coverage	46,129	97.2%
With private health insurance	32,098	67.6%
With public coverage	22,276	46.9%
No health insurance coverage	1,352	2.8%
Civilian noninstitutionalized population under 19 years	10,233	10,233
No health insurance coverage	120	1.2%

Selected Economic Characteristics		United States® Census Bureau
American Community Survey Data 2020-2024	Tioga County, New York	
Civilian noninstitutionalized population 19 to 64 years	27,010	27,010
In labor force:	20,694	20,694
Employed:	19,582	19,582
With health insurance coverage	18,802	96.0%
With private health insurance	16,056	82.0%
With public coverage	3,561	18.2%
No health insurance coverage	780	4.0%
Unemployed:	1,112	1,112
With health insurance coverage	985	88.6%
With private health insurance	417	37.5%
With public coverage	636	57.2%
No health insurance coverage	127	11.4%
Not in labor force:	6,316	6,316
With health insurance coverage	6,038	95.6%
With private health insurance	3,139	49.7%
With public coverage	3,636	57.6%
No health insurance coverage	278	4.4%
PERCENTAGE OF FAMILIES AND PEOPLE WHOSE INCOME IN THE PAST 12 MONTHS IS BELOW THE POVERTY LEVEL		
All families	(X)	9.4%
With related children of the householder under 18 years	(X)	15.3%
With related children of the householder under 5 years only	(X)	22.2%
Married couple families	(X)	4.0%
With related children of the householder under 18 years	(X)	4.7%

Selected Economic Characteristics		United States® Census Bureau
American Community Survey Data 2020-2024	Tioga County, New York	
With related children of the householder under 5 years only	(X)	9.1%
Families with female householder, no spouse present	(X)	29.7%
With related children of the householder under 18 years	(X)	36.4%
With related children of the householder under 5 years only	(X)	75.7%
All people	(X)	13.4%
Under 18 years	(X)	17.8%
Related children of the householder under 18 years	(X)	17.2%
Related children of the householder under 5 years	(X)	25.6%
Related children of the householder 5 to 17 years	(X)	14.5%
18 years and over	(X)	12.2%
18 to 64 years	(X)	13.5%
65 years and over	(X)	8.8%
People in families	(X)	9.9%
Unrelated individuals 15 years and over	(X)	25.6%

Selected Housing Characteristics		
American Community Survey Data 2020-2024	Tioga County, New York	
Label	Estimate	Percent
HOUSING OCCUPANCY		
Total housing units	22,104	22,104
Occupied housing units	20,347	92.1%
Vacant housing units	1,757	7.9%
Homeowner vacancy rate	0.9	(X)
Rental vacancy rate	2.8	(X)
UNITS IN STRUCTURE		
Total housing units	22,104	22,104
1-unit, detached	15,428	69.8%
1-unit, attached	118	0.5%
2 units	1,444	6.5%
3 or 4 units	630	2.9%
5 to 9 units	462	2.1%
10 to 19 units	281	1.3%
20 or more units	422	1.9%
Mobile home	3,302	14.9%
Boat, RV, van, etc.	17	0.1%
YEAR STRUCTURE BUILT		
Total housing units	22,104	22,104
Built 2020 or later	160	0.7%
Built 2010 to 2019	1,281	5.8%
Built 2000 to 2009	1,465	6.6%
Built 1990 to 1999	2,136	9.7%
Built 1980 to 1989	2,455	11.1%
Built 1970 to 1979	3,182	14.4%
Built 1960 to 1969	2,547	11.5%
Built 1950 to 1959	1,913	8.7%
Built 1940 to 1949	1,025	4.6%
Built 1939 or earlier	5,940	26.9%
ROOMS		
Total housing units	22,104	22,104
1 room	202	0.9%
2 rooms	436	2.0%
3 rooms	1,142	5.2%
4 rooms	2,261	10.2%
5 rooms	4,097	18.5%
6 rooms	3,902	17.7%
7 rooms	3,159	14.3%
8 rooms	2,861	12.9%
9 rooms or more	4,044	18.3%


Selected Housing Characteristics		
American Community Survey Data 2020-2024	Tioga County, New York	
Median rooms	6.2	(X)
BEDROOMS		
Total housing units	22,104	22,104
No bedroom	253	1.1%
1 bedroom	1,682	7.6%
2 bedrooms	4,215	19.1%
3 bedrooms	10,475	47.4%
4 bedrooms	4,284	19.4%
5 or more bedrooms	1,195	5.4%
HOUSING TENURE		
Occupied housing units	20,347	20,347
Owner-occupied	16,091	79.1%
Renter-occupied	4,256	20.9%
Average household size of owner-occupied unit	2.38	(X)
Average household size of renter-occupied unit	2.09	(X)
YEAR HOUSEHOLDER MOVED INTO UNIT		
Occupied housing units	20,347	20,347
Moved in 2023 or later	502	2.5%
Moved in 2020 to 2022	2,942	14.5%
Moved in 2010 to 2019	6,768	33.3%
Moved in 2000 to 2009	3,478	17.1%
Moved in 1990 to 1999	2,680	13.2%
Moved in 1989 and earlier	3,977	19.5%
VEHICLES AVAILABLE		
Occupied housing units	20,347	20,347
No vehicles available	1,456	7.2%
1 vehicle available	6,461	31.8%
2 vehicles available	8,146	40.0%
3 or more vehicles available	4,284	21.1%
HOUSE HEATING FUEL		
Occupied housing units	20,347	20,347
Utility gas	6,474	31.8%
Bottled or tank gas (propane, butane, etc.)	3,522	17.3%
Electricity	2,497	12.3%
Fuel oil, kerosene, etc.	5,358	26.3%
Coal or coke	640	3.1%
Wood	1,398	6.9%


Selected Housing Characteristics		United States® Census Bureau
American Community Survey Data 2020-2024	Tioga County, New York	
Solar energy	60	0.3%
Other fuel	341	1.7%
No fuel used	57	0.3%
SELECTED CHARACTERISTICS		
Occupied housing units	20,347	20,347
Lacking complete plumbing facilities	67	0.3%
Lacking complete kitchen facilities	84	0.4%
No telephone service available	80	0.4%
OCCUPANTS PER ROOM		
Occupied housing units	20,347	20,347
1.00 or less	20,185	99.2%
1.01 to 1.50	133	0.7%
1.51 or more	29	0.1%
VALUE		
Owner-occupied units	16,091	16,091
Less than \$50,000	1,523	9.5%
\$50,000 to \$99,999	2,429	15.1%
\$100,000 to \$149,999	3,458	21.5%
\$150,000 to \$199,999	3,048	18.9%
\$200,000 to \$299,999	3,564	22.1%
\$300,000 to \$499,999	1,703	10.6%
\$500,000 to \$999,999	313	1.9%
\$1,000,000 or more	53	0.3%
Median (dollars)	160,800	(X)
MORTGAGE STATUS		
Owner-occupied units	16,091	16,091
Housing units with a mortgage	7,752	48.2%
Housing units without a mortgage	8,339	51.8%
SELECTED MONTHLY OWNER COSTS (SMOC)		
Housing units with a mortgage	7,752	7,752
Less than \$500	0	0.0%
\$500 to \$999	974	12.6%
\$1,000 to \$1,499	2,618	33.8%
\$1,500 to \$1,999	2,040	26.3%
\$2,000 to \$2,499	1,246	16.1%

Selected Housing Characteristics		United States® Census Bureau
American Community Survey Data 2020-2024	Tioga County, New York	
\$2,500 to \$2,999	521	6.7%
\$3,000 or more	353	4.6%
Median (dollars)	1,559	(X)
Housing units without a mortgage	8,339	8,339
Less than \$250	644	7.7%
\$250 to \$399	1,077	12.9%
\$400 to \$599	2,190	26.3%
\$600 to \$799	2,308	27.7%
\$800 to \$999	776	9.3%
\$1,000 or more	1,344	16.1%
Median (dollars)	622	(X)
SELECTED MONTHLY OWNER COSTS AS A PERCENTAGE OF HOUSEHOLD INCOME (SMOCAPI)		
Housing units with a mortgage (excluding units where SMOCAPI cannot be computed)	7,731	7,731
Less than 20.0 percent	4,108	53.1%
20.0 to 24.9 percent	1,098	14.2%
25.0 to 29.9 percent	722	9.3%
30.0 to 34.9 percent	465	6.0%
35.0 percent or more	1,338	17.3%
Not computed	21	(X)
Housing unit without a mortgage (excluding units where SMOCAPI cannot be computed)	8,264	8,264
Less than 10.0 percent	3,361	40.7%
10.0 to 14.9 percent	1,788	21.6%
15.0 to 19.9 percent	1,061	12.8%
20.0 to 24.9 percent	565	6.8%
25.0 to 29.9 percent	489	5.9%
30.0 to 34.9 percent	223	2.7%
35.0 percent or more	777	9.4%
Not computed	75	(X)
GROSS RENT		
Occupied units paying rent	4,025	4,025
Less than \$500	303	7.5%

Selected Housing Characteristics		United States® Census Bureau
American Community Survey Data 2020-2024	Tioga County, New York	
\$500 to \$999	2,086	51.8%
\$1,000 to \$1,499	1,305	32.4%
\$1,500 to \$1,999	226	5.6%
\$2,000 to \$2,499	102	2.5%
\$2,500 to \$2,999	3	0.1%
\$3,000 or more	0	0.0%
Median (dollars)	928	(X)
No rent paid	231	(X)
GROSS RENT AS A PERCENTAGE OF HOUSEHOLD INCOME (GRAPI)		
Occupied units paying rent (excluding units where GRAPI cannot be computed)	3,981	3,981
Less than 15.0 percent	660	16.6%
15.0 to 19.9 percent	506	12.7%
20.0 to 24.9 percent	464	11.7%
25.0 to 29.9 percent	316	7.9%
30.0 to 34.9 percent	353	8.9%
35.0 percent or more	1,682	42.3%
Not computed	275	(X)

Selected Social Characteristics		United States® Census Bureau
American Community Survey Data 2020-2024	Tioga County, New York	
Label	Estimate	Percent
HOUSEHOLDS BY TYPE		
Total households	20,347	20,347
Married-couple household	9,674	47.5%
With children of the householder under 18 years	2,663	13.1%
Cohabiting couple household	2,187	10.7%
With children of the householder under 18 years	927	4.6%
Male householder, no spouse/partner present	3,554	17.5%
With children of the householder under 18 years	261	1.3%
Householder living alone	2,643	13.0%
65 years and over	1,229	6.0%
Female householder, no spouse/partner present	4,932	24.2%
With children of the householder under 18 years	819	4.0%
Householder living alone	3,138	15.4%
65 years and over	1,612	7.9%
Households with one or more people under 18 years	5,211	25.6%
Households with one or more people 65 years and over	7,332	36.0%
Average household size	2.32	(X)
Average family size	2.82	(X)
RELATIONSHIP		
Population in households	47,210	47,210
Householder	20,347	43.1%
Spouse	9,710	20.6%
Unmarried partner	2,096	4.4%
Child	12,160	25.8%
Other relatives	1,870	4.0%
Other nonrelatives	1,027	2.2%
MARITAL STATUS		
Males 15 years and over	19,972	19,972
Never married	6,500	32.5%
Now married, except separated	10,209	51.1%

Selected Social Characteristics		
American Community Survey Data 2020-2024	Tioga County, New York	
Separated	404	2.0%
Widowed	675	3.4%
Divorced	2,184	10.9%
Females 15 years and over	20,031	20,031
Never married	4,938	24.7%
Now married, except separated	9,850	49.2%
Separated	443	2.2%
Widowed	2,083	10.4%
Divorced	2,717	13.6%
FERTILITY		
Number of women 15 to 50 years old who had a birth in the past 12 months	385	385
Unmarried women (widowed, divorced, and never married)	54	14.0%
Per 1,000 unmarried women	10	(X)
Per 1,000 women 15 to 50 years old	41	(X)
Per 1,000 women 15 to 19 years old	0	(X)
Per 1,000 women 20 to 34 years old	84	(X)
Per 1,000 women 35 to 50 years old	16	(X)
GRANDPARENTS		
Number of grandparents living with own grandchildren under 18 years	676	676
Grandparents responsible for grandchildren	272	40.2%
Years responsible for grandchildren		
Less than 1 year	82	12.1%
1 or 2 years	58	8.6%
3 or 4 years	18	2.7%
5 or more years	114	16.9%

Selected Social Characteristics		
American Community Survey Data 2020-2024	Tioga County, New York	
Number of grandparents responsible for own grandchildren under 18 years	272	272
Who are female	102	37.5%
Who are married	178	65.4%
SCHOOL ENROLLMENT		
Population 3 years and over enrolled in school	9,294	9,294
Nursery school, preschool	450	4.8%
Kindergarten	402	4.3%
Elementary school (grades 1-8)	4,351	46.8%
High school (grades 9-12)	2,487	26.8%
College or graduate school	1,604	17.3%
EDUCATIONAL ATTAINMENT		
Population 25 years and over	34,648	34,648
Less than 9th grade	890	2.6%
9th to 12th grade, no diploma	2,079	6.0%
High school graduate (includes equivalency)	12,537	36.2%
Some college, no degree	5,172	14.9%
Associate's degree	5,216	15.1%
Bachelor's degree	5,285	15.3%
Graduate or professional degree	3,469	10.0%
High school graduate or higher	31,679	91.4%
Bachelor's degree or higher	8,754	25.3%
VETERAN STATUS		
Civilian population 18 years and over	38,136	38,136
Civilian veterans	3,167	8.3%
DISABILITY STATUS OF THE CIVILIAN NONINSTITUTIONALIZED POPULATION		
Total Civilian Noninstitutionalized Population	47,481	47,481
With a disability	7,595	16.0%
Under 18 years	9,727	9,727

Selected Social Characteristics		United States® Census Bureau
American Community Survey Data 2020-2024	Tioga County, New York	
With a disability	712	7.3%
18 to 64 years	27,516	27,516
With a disability	3,836	13.9%
65 years and over	10,238	10,238
With a disability	3,047	29.8%
RESIDENCE 1 YEAR AGO		
Population 1 year and over	47,498	47,498
Same house	43,762	92.1%
Different house (in the U.S. or abroad)	3,736	7.9%
Different house in the U.S.	3,714	7.8%
Same county	1,778	3.7%
Different county	1,936	4.1%
Same state	1,443	3.0%
Different state	493	1.0%
Abroad	22	0.0%
PLACE OF BIRTH		
Total population	47,864	47,864
Native	46,853	97.9%
Born in United States	46,270	96.7%
State of residence	32,329	67.5%
Different state	13,941	29.1%
Born in Puerto Rico, U.S. Island areas, or born abroad to American parent(s)	583	1.2%
Foreign-born	1,011	2.1%
U.S. CITIZENSHIP STATUS		
Foreign-born population	1,011	1,011
Naturalized U.S. citizen	645	63.8%
Not a U.S. citizen	366	36.2%
YEAR OF ENTRY		
Population born outside the United States	1,594	1,594
Native	583	583
Entered 2010 or later	181	31.0%
Entered before 2010	402	69.0%
Foreign-born	1,011	1,011
Entered 2010 or later	268	26.5%
Entered before 2010	743	73.5%
WORLD REGION OF BIRTH OF FOREIGN-BORN		

Selected Social Characteristics		United States® Census Bureau
American Community Survey Data 2020-2024	Tioga County, New York	
Foreign-born population, excluding population born at sea	1,011	1,011
Europe	203	20.1%
Asia	393	38.9%
Africa	105	10.4%
Oceania	0	0.0%
Latin America	208	20.6%
Northern America	102	10.1%
LANGUAGE SPOKEN AT HOME		
Population 5 years and over	45,509	45,509
English only	44,136	97.0%
Language other than English	1,373	3.0%
Speak English less than "very well"	545	1.2%
Spanish	504	1.1%
Speak English less than "very well"	208	0.5%
Other Indo-European languages	587	1.3%
Speak English less than "very well"	187	0.4%
Asian and Pacific Islander languages	212	0.5%
Speak English less than "very well"	147	0.3%
Other languages	70	0.2%
Speak English less than "very well"	3	0.0%
ANCESTRY		
Total population	47,864	47,864
American	3,106	6.5%
Arab	88	0.2%
Czech	120	0.3%
Danish	44	0.1%
Dutch	962	2.0%
English	7,915	16.5%
French (except Basque)	826	1.7%
French Canadian	440	0.9%
German	7,329	15.3%
Greek	104	0.2%

Selected Social Characteristics		United States® Census Bureau
American Community Survey Data 2020-2024	Tioga County, New York	
Hungarian	334	0.7%
Irish	8,350	17.4%
Italian	4,658	9.7%
Lithuanian	59	0.1%
Norwegian	161	0.3%
Polish	1,882	3.9%
Portuguese	70	0.1%
Russian	422	0.9%
Scotch-Irish	220	0.5%
Scottish	519	1.1%
Slovak	448	0.9%
Subsaharan African	206	0.4%
Swedish	424	0.9%
Swiss	70	0.1%
Ukrainian	301	0.6%
Welsh	675	1.4%
West Indian (excluding Hispanic origin groups)	82	0.2%
COMPUTERS AND INTERNET USE		
Total households	20,347	20,347
With a computer	18,900	92.9%
With a broadband Internet subscription	18,371	90.3%