







Selected Housing Characteristics		
American Community Survey Data 2020-2024	Spencer town, Tioga County, New York	
Label	Estimate	Percent
HOUSING OCCUPANCY		
Total housing units	1,357	1,357
Occupied housing units	1,185	87.3%
Vacant housing units	172	12.7%
Homeowner vacancy rate	1.1	(X)
Rental vacancy rate	0.0	(X)
UNITS IN STRUCTURE		
Total housing units	1,357	1,357
1-unit, detached	909	67.0%
1-unit, attached	0	0.0%
2 units	26	1.9%
3 or 4 units	27	2.0%
5 to 9 units	21	1.5%
10 to 19 units	32	2.4%
20 or more units	0	0.0%
Mobile home	342	25.2%
Boat, RV, van, etc.	0	0.0%
YEAR STRUCTURE BUILT		
Total housing units	1,357	1,357
Built 2020 or later	11	0.8%
Built 2010 to 2019	60	4.4%
Built 2000 to 2009	155	11.4%
Built 1990 to 1999	240	17.7%
Built 1980 to 1989	179	13.2%
Built 1970 to 1979	311	22.9%
Built 1960 to 1969	48	3.5%
Built 1950 to 1959	51	3.8%
Built 1940 to 1949	34	2.5%
Built 1939 or earlier	268	19.7%
ROOMS		
Total housing units	1,357	1,357
1 room	0	0.0%
2 rooms	24	1.8%
3 rooms	50	3.7%
4 rooms	244	18.0%
5 rooms	279	20.6%
6 rooms	167	12.3%
7 rooms	228	16.8%
8 rooms	139	10.2%
9 rooms or more	226	16.7%


Selected Housing Characteristics		
American Community Survey Data 2020-2024	Spencer town, Tioga County, New York	
Median rooms	6.0	(X)
BEDROOMS		
Total housing units	1,357	1,357
No bedroom	4	0.3%
1 bedroom	121	8.9%
2 bedrooms	351	25.9%
3 bedrooms	620	45.7%
4 bedrooms	174	12.8%
5 or more bedrooms	87	6.4%
HOUSING TENURE		
Occupied housing units	1,185	1,185
Owner-occupied	904	76.3%
Renter-occupied	281	23.7%
Average household size of owner-occupied unit	2.27	(X)
Average household size of renter-occupied unit	3.02	(X)
YEAR HOUSEHOLDER MOVED INTO UNIT		
Occupied housing units	1,185	1,185
Moved in 2023 or later	49	4.1%
Moved in 2020 to 2022	113	9.5%
Moved in 2010 to 2019	461	38.9%
Moved in 2000 to 2009	180	15.2%
Moved in 1990 to 1999	214	18.1%
Moved in 1989 and earlier	168	14.2%
VEHICLES AVAILABLE		
Occupied housing units	1,185	1,185
No vehicles available	67	5.7%
1 vehicle available	333	28.1%
2 vehicles available	523	44.1%
3 or more vehicles available	262	22.1%
HOUSE HEATING FUEL		
Occupied housing units	1,185	1,185
Utility gas	293	24.7%
Bottled or tank gas (propane, butane, etc.)	289	24.4%
Electricity	161	13.6%
Fuel oil, kerosene, etc.	240	20.3%
Coal or coke	27	2.3%
Wood	140	11.8%


Selected Housing Characteristics		
American Community Survey Data 2020-2024	Spencer town, Tioga County, New York	
Solar energy	9	0.8%
Other fuel	26	2.2%
No fuel used	0	0.0%
SELECTED CHARACTERISTICS		
Occupied housing units	1,185	1,185
Lacking complete plumbing facilities	0	0.0%
Lacking complete kitchen facilities	0	0.0%
No telephone service available	0	0.0%
OCCUPANTS PER ROOM		
Occupied housing units	1,185	1,185
1.00 or less	1,182	99.7%
1.01 to 1.50	0	0.0%
1.51 or more	3	0.3%
VALUE		
Owner-occupied units	904	904
Less than \$50,000	86	9.5%
\$50,000 to \$99,999	77	8.5%
\$100,000 to \$149,999	193	21.3%
\$150,000 to \$199,999	162	17.9%
\$200,000 to \$299,999	244	27.0%
\$300,000 to \$499,999	112	12.4%
\$500,000 to \$999,999	7	0.8%
\$1,000,000 or more	23	2.5%
Median (dollars)	174,000	(X)
MORTGAGE STATUS		
Owner-occupied units	904	904
Housing units with a mortgage	509	56.3%
Housing units without a mortgage	395	43.7%
SELECTED MONTHLY OWNER COSTS (SMOC)		
Housing units with a mortgage	509	509
Less than \$500	0	0.0%
\$500 to \$999	41	8.1%
\$1,000 to \$1,499	103	20.2%
\$1,500 to \$1,999	168	33.0%
\$2,000 to \$2,499	133	26.1%


Selected Housing Characteristics		
American Community Survey Data 2020-2024	Spencer town, Tioga County, New York	
\$2,500 to \$2,999	34	6.7%
\$3,000 or more	30	5.9%
Median (dollars)	1,740	(X)
Housing units without a mortgage	395	395
Less than \$250	52	13.2%
\$250 to \$399	20	5.1%
\$400 to \$599	129	32.7%
\$600 to \$799	110	27.8%
\$800 to \$999	53	13.4%
\$1,000 or more	31	7.8%
Median (dollars)	595	(X)
SELECTED MONTHLY OWNER COSTS AS A PERCENTAGE OF HOUSEHOLD INCOME (SMOCAPI)		
Housing units with a mortgage (excluding units where SMOCAPI cannot be computed)	507	507
Less than 20.0 percent	210	41.4%
20.0 to 24.9 percent	73	14.4%
25.0 to 29.9 percent	39	7.7%
30.0 to 34.9 percent	38	7.5%
35.0 percent or more	147	29.0%
Not computed	2	(X)
Housing unit without a mortgage (excluding units where SMOCAPI cannot be computed)	350	350
Less than 10.0 percent	140	40.0%
10.0 to 14.9 percent	54	15.4%
15.0 to 19.9 percent	77	22.0%
20.0 to 24.9 percent	26	7.4%
25.0 to 29.9 percent	44	12.6%
30.0 to 34.9 percent	5	1.4%
35.0 percent or more	4	1.1%
Not computed	45	(X)
GROSS RENT		
Occupied units paying rent	275	275
Less than \$500	28	10.2%


Selected Housing Characteristics		
American Community Survey Data 2020-2024	Spencer town, Tioga County, New York	
\$500 to \$999	93	33.8%
\$1,000 to \$1,499	102	37.1%
\$1,500 to \$1,999	21	7.6%
\$2,000 to \$2,499	31	11.3%
\$2,500 to \$2,999	0	0.0%
\$3,000 or more	0	0.0%
Median (dollars)	1,047	(X)
No rent paid	6	(X)
GROSS RENT AS A PERCENTAGE OF HOUSEHOLD INCOME (GRAPI)		
Occupied units paying rent (excluding units where GRAPI cannot be computed)	275	275
Less than 15.0 percent	33	12.0%
15.0 to 19.9 percent	53	19.3%
20.0 to 24.9 percent	14	5.1%
25.0 to 29.9 percent	8	2.9%
30.0 to 34.9 percent	0	0.0%
35.0 percent or more	167	60.7%
Not computed	6	(X)


Selected Economic Characteristics		
American Community Survey Data 2020-2024	Spencer town, Tioga County, New York	
Label	Estimate	Percent
EMPLOYMENT STATUS		
Population 16 years and over	2,325	2,325
In labor force	1,578	67.9%
Civilian labor force	1,578	67.9%
Employed	1,495	64.3%
Unemployed	83	3.6%
Armed Forces	0	0.0%
Not in labor force	747	32.1%
Civilian labor force	1,578	1,578
Unemployment Rate	(X)	5.3%
Females 16 years and over	1,156	1,156
In labor force	692	59.9%
Civilian labor force	692	59.9%
Employed	655	56.7%
Own children of the householder under 6 years	252	252
All parents in family in labor force	168	66.7%
Own children of the householder 6 to 17 years	333	333
All parents in family in labor force	295	88.6%
COMMUTING TO WORK		
Workers 16 years and over	1,495	1,495
Car, truck, or van -- drove alone	1,210	80.9%
Car, truck, or van -- carpooled	83	5.6%
Public transportation	0	0.0%
Walked	7	0.5%
Other means	29	1.9%
Worked from home	166	11.1%
Mean travel time to work (minutes)	28.7	(X)
OCCUPATION		
Civilian employed population 16 years and over	1,495	1,495
Management, business, science, and arts occupations	448	30.0%
Service occupations	321	21.5%
Sales and office occupations	364	24.3%

Selected Economic Characteristics		
American Community Survey Data 2020-2024	Spencer town, Tioga County, New York	
Natural resources, construction, and maintenance occupations	152	10.2%
Production, transportation, and material moving occupations	210	14.0%
INDUSTRY		
Civilian employed population 16 years and over	1,495	1,495
Agriculture, forestry, fishing and hunting, and mining	33	2.2%
Construction	54	3.6%
Manufacturing	153	10.2%
Wholesale trade	33	2.2%
Retail trade	117	7.8%
Transportation and warehousing, and utilities	77	5.2%
Information	0	0.0%
Finance and insurance, and real estate and rental and leasing	63	4.2%
Professional, scientific, and management, and administrative and waste management services	266	17.8%
Educational services, and health care and social assistance	388	26.0%
Arts, entertainment, and recreation, and accommodation and food services	195	13.0%
Other services, except public administration	17	1.1%
Public administration	99	6.6%
CLASS OF WORKER		
Civilian employed population 16 years and over	1,495	1,495
Private wage and salary workers	1,077	72.0%
Government workers	339	22.7%

Selected Economic Characteristics		
American Community Survey Data 2020-2024	Spencer town, Tioga County, New York	
Self-employed in own not incorporated business workers	79	5.3%
Unpaid family workers	0	0.0%
INCOME AND BENEFITS (IN 2024 INFLATION-ADJUSTED DOLLARS)		
Total households	1,185	1,185
Less than \$10,000	84	7.1%
\$10,000 to \$14,999	28	2.4%
\$15,000 to \$24,999	24	2.0%
\$25,000 to \$34,999	175	14.8%
\$35,000 to \$49,999	160	13.5%
\$50,000 to \$74,999	172	14.5%
\$75,000 to \$99,999	165	13.9%
\$100,000 to \$149,999	207	17.5%
\$150,000 to \$199,999	136	11.5%
\$200,000 or more	34	2.9%
Median household income (dollars)	63,309	(X)
Mean household income (dollars)	81,520	(X)
With earnings	920	77.6%
Mean earnings (dollars)	80,929	(X)
With Social Security	380	32.1%
Mean Social Security income (dollars)	26,090	(X)
With retirement income	345	29.1%
Mean retirement income (dollars)	27,079	(X)
With Supplemental Security Income	82	6.9%
Mean Supplemental Security Income (dollars)	8,415	(X)
With cash public assistance income	6	0.5%
Mean cash public assistance income (dollars)	N	(X)
With Food Stamp/SNAP benefits in the past 12 months	221	18.6%
Families	715	715


Selected Economic Characteristics		
American Community Survey Data 2020-2024	Spencer town, Tioga County, New York	
Less than \$10,000	21	2.9%
\$10,000 to \$14,999	5	0.7%
\$15,000 to \$24,999	0	0.0%
\$25,000 to \$34,999	77	10.8%
\$35,000 to \$49,999	99	13.8%
\$50,000 to \$74,999	117	16.4%
\$75,000 to \$99,999	73	10.2%
\$100,000 to \$149,999	167	23.4%
\$150,000 to \$199,999	125	17.5%
\$200,000 or more	31	4.3%
Median family income (dollars)	86,875	(X)
Mean family income (dollars)	99,533	(X)
Per capita income (dollars)	34,678	(X)
Nonfamily households	470	470
Median nonfamily income (dollars)	37,250	(X)
Mean nonfamily income (dollars)	45,547	(X)
Median earnings for workers (dollars)	42,560	(X)
Median earnings for male full-time, year-round workers (dollars)	56,136	(X)
Median earnings for female full-time, year-round workers (dollars)	45,375	(X)
HEALTH INSURANCE COVERAGE		
Civilian noninstitutionalized population	2,914	2,914
With health insurance coverage	2,863	98.2%
With private health insurance	1,966	67.5%
With public coverage	1,275	43.8%
No health insurance coverage	51	1.8%
Civilian noninstitutionalized population under 19 years	639	639
No health insurance coverage	0	0.0%


Selected Economic Characteristics		
American Community Survey Data 2020-2024	Spencer town, Tioga County, New York	
Civilian noninstitutionalized population 19 to 64 years	1,753	1,753
In labor force:	1,422	1,422
Employed:	1,347	1,347
With health insurance coverage	1,315	97.6%
With private health insurance	1,090	80.9%
With public coverage	254	18.9%
No health insurance coverage	32	2.4%
Unemployed:	75	75
With health insurance coverage	75	100.0%
With private health insurance	51	68.0%
With public coverage	38	50.7%
No health insurance coverage	0	0.0%
Not in labor force:	331	331
With health insurance coverage	312	94.3%
With private health insurance	186	56.2%
With public coverage	172	52.0%
No health insurance coverage	19	5.7%
PERCENTAGE OF FAMILIES AND PEOPLE WHOSE INCOME IN THE PAST 12 MONTHS IS BELOW THE POVERTY LEVEL		
All families	(X)	8.8%
With related children of the householder under 18 years	(X)	17.0%
With related children of the householder under 5 years only	(X)	17.8%
Married couple families	(X)	2.5%
With related children of the householder under 18 years	(X)	5.0%

Selected Economic Characteristics		
American Community Survey Data 2020-2024	Spencer town, Tioga County, New York	
With related children of the householder under 5 years only	(X)	8.5%
Families with female householder, no spouse present	(X)	37.8%
With related children of the householder under 18 years	(X)	44.6%
With related children of the householder under 5 years only	(X)	57.7%
All people	(X)	14.4%
Under 18 years	(X)	17.8%
Related children of the householder under 18 years	(X)	17.8%
Related children of the householder under 5 years	(X)	10.3%
Related children of the householder 5 to 17 years	(X)	21.3%
18 years and over	(X)	13.5%
18 to 64 years	(X)	14.8%
65 years and over	(X)	9.2%
People in families	(X)	10.7%
Unrelated individuals 15 years and over	(X)	26.0%

Selected Demographic Characteristics		
American Community Survey Data 2020-2024	Spencer town, Tioga County, New York	
Label	Estimate	Percent
SEX AND AGE		
Total population	2,917	2,917
Male	1,492	51.1%
Female	1,425	48.9%
Sex ratio (males per 100 females)	104.7	(X)
Under 5 years	213	7.3%
5 to 9 years	172	5.9%
10 to 14 years	165	5.7%
15 to 19 years	91	3.1%
20 to 24 years	253	8.7%
25 to 34 years	460	15.8%
35 to 44 years	244	8.4%
45 to 54 years	421	14.4%
55 to 59 years	232	8.0%
60 to 64 years	144	4.9%
65 to 74 years	351	12.0%
75 to 84 years	122	4.2%
85 years and over	49	1.7%
Median age (years)	36.9	(X)
Under 18 years	637	21.8%
16 years and over	2,325	79.7%
18 years and over	2,280	78.2%
21 years and over	2,204	75.6%
62 years and over	583	20.0%
65 years and over	522	17.9%
18 years and over	2,280	2,280
Male	1,152	50.5%
Female	1,128	49.5%
Sex ratio (males per 100 females)	102.1	(X)
65 years and over	522	522
Male	280	53.6%
Female	242	46.4%
Sex ratio (males per 100 females)	115.7	(X)
RACE		
Total population	2,917	2,917
One race	2,855	97.9%
Two or More Races	62	2.1%


Selected Demographic Characteristics		United States [®] Census Bureau
American Community Survey Data 2020-2024	Spencer town, Tioga County, New York	
One race	2,855	97.9%
White	2,784	95.4%
Egyptian	0	0.0%
English	612	21.0%
German	224	7.7%
Irish	113	3.9%
Italian	116	4.0%
Lebanese	0	0.0%
Other White	1,719	58.9%
Black or African American	35	1.2%
African American	4	0.1%
Ethiopian	0	0.0%
Haitian	5	0.2%
Jamaican	0	0.0%
Nigerian	0	0.0%
Somali	0	0.0%
Other Black or African American	26	0.9%
American Indian and Alaska Native	0	0.0%
Aztec	0	0.0%
Blackfeet Tribe of the Blackfeet Indian Reservation of Montana	0	0.0%
Maya	0	0.0%
Native Village of Barrow Inupiat Traditional Government	0	0.0%
Navajo Nation	0	0.0%
Nome Eskimo Community	0	0.0%
Other American Indian and Alaska Native	0	0.0%
Asian	35	1.2%
Asian Indian	0	0.0%
Chinese	3	0.1%
Filipino	0	0.0%
Japanese	0	0.0%
Korean	0	0.0%
Vietnamese	0	0.0%
Other Asian	32	1.1%


Selected Demographic Characteristics		
American Community Survey Data 2020-2024	Spencer town, Tioga County, New York	
Native Hawaiian and Other Pacific Islander	0	0.0%
Chamorro	0	0.0%
Native Hawaiian	0	0.0%
Samoan	0	0.0%
Other Native Hawaiian and Other Pacific Islander	0	0.0%
Some Other Race	1	0.0%
Two or More Races	62	2.1%
White and Black or African American	8	0.3%
White and American Indian and Alaska Native	37	1.3%
White and Asian	0	0.0%
White and Some Other Race	16	0.5%
Black or African American and American Indian and Alaska Native	0	0.0%
Black or African American and Some Other Race	1	0.0%
Race alone or in combination with one or more other races		
Total population	2,917	2,917
White	2,845	97.5%
Black or African American	44	1.5%
American Indian and Alaska Native	37	1.3%
Asian	35	1.2%
Native Hawaiian and Other Pacific Islander	0	0.0%
Some Other Race	18	0.6%
HISPANIC OR LATINO AND RACE		
Total population	2,917	2,917
Hispanic or Latino (of any race)	31	1.1%
Mexican	13	0.4%
Puerto Rican	9	0.3%
Cuban	0	0.0%
Other Hispanic or Latino	9	0.3%
Not Hispanic or Latino	2,886	98.9%

Selected Demographic Characteristics		
American Community Survey Data 2020-2024	Spencer town, Tioga County, New York	
White alone	2,764	94.8%
Black or African American alone	35	1.2%
American Indian and Alaska Native alone	0	0.0%
Asian alone	35	1.2%
Native Hawaiian and Other Pacific Islander alone	0	0.0%
Some Other Race alone	0	0.0%
Two or More Races	52	1.8%
Two races including Some Other Race	7	0.2%
Two races excluding Some Other Race, and three or more races	45	1.5%
Total housing units	1,357	(X)
CITIZEN, VOTING AGE POPULATION		
Citizen, 18 and over population	2,276	2,276
Male	1,152	50.6%
Female	1,124	49.4%

Selected Social Characteristics		
American Community Survey Data 2020-2024	Spencer town, Tioga County, New York	
Label	Estimate	Percent
HOUSEHOLDS BY TYPE		
Total households	1,185	1,185
Married-couple household	510	43.0%
With children of the householder under 18 years	131	11.1%
Cohabiting couple household	149	12.6%
With children of the householder under 18 years	71	6.0%
Male householder, no spouse/partner present	251	21.2%
With children of the householder under 18 years	49	4.1%
Householder living alone	189	15.9%
65 years and over	127	10.7%
Female householder, no spouse/partner present	275	23.2%
With children of the householder under 18 years	22	1.9%
Householder living alone	220	18.6%
65 years and over	97	8.2%
Households with one or more people under 18 years	342	28.9%
Households with one or more people 65 years and over	393	33.2%
Average household size	2.45	(X)
Average family size	3.06	(X)
RELATIONSHIP		
Population in households	2,899	2,899
Householder	1,185	40.9%
Spouse	539	18.6%
Unmarried partner	199	6.9%
Child	693	23.9%
Other relatives	243	8.4%
Other nonrelatives	40	1.4%
MARITAL STATUS		
Males 15 years and over	1,184	1,184
Never married	423	35.7%
Now married, except separated	545	46.0%

Selected Social Characteristics		United States® Census Bureau
American Community Survey Data 2020-2024	Spencer town, Tioga County, New York	
Separated	30	2.5%
Widowed	49	4.1%
Divorced	137	11.6%
Females 15 years and over	1,183	1,183
Never married	397	33.6%
Now married, except separated	516	43.6%
Separated	31	2.6%
Widowed	129	10.9%
Divorced	110	9.3%
FERTILITY		
Number of women 15 to 50 years old who had a birth in the past 12 months	22	22
Unmarried women (widowed, divorced, and never married)	1	4.5%
Per 1,000 unmarried women	3	(X)
Per 1,000 women 15 to 50 years old	34	(X)
Per 1,000 women 15 to 19 years old	0	(X)
Per 1,000 women 20 to 34 years old	58	(X)
Per 1,000 women 35 to 50 years old	0	(X)
GRANDPARENTS		
Number of grandparents living with own grandchildren under 18 years	97	97
Grandparents responsible for grandchildren	38	39.2%
Years responsible for grandchildren		
Less than 1 year	10	10.3%
1 or 2 years	0	0.0%
3 or 4 years	0	0.0%
5 or more years	28	28.9%

Selected Social Characteristics		
American Community Survey Data 2020-2024	Spencer town, Tioga County, New York	
Number of grandparents responsible for own grandchildren under 18 years	38	38
Who are female	28	73.7%
Who are married	0	0.0%
SCHOOL ENROLLMENT		
Population 3 years and over enrolled in school	522	522
Nursery school, preschool	14	2.7%
Kindergarten	67	12.8%
Elementary school (grades 1-8)	261	50.0%
High school (grades 9-12)	103	19.7%
College or graduate school	77	14.8%
EDUCATIONAL ATTAINMENT		
Population 25 years and over	2,023	2,023
Less than 9th grade	25	1.2%
9th to 12th grade, no diploma	148	7.3%
High school graduate (includes equivalency)	856	42.3%
Some college, no degree	275	13.6%
Associate's degree	260	12.9%
Bachelor's degree	277	13.7%
Graduate or professional degree	182	9.0%
High school graduate or higher	1,850	91.4%
Bachelor's degree or higher	459	22.7%
VETERAN STATUS		
Civilian population 18 years and over	2,280	2,280
Civilian veterans	165	7.2%
DISABILITY STATUS OF THE CIVILIAN NONINSTITUTIONALIZED POPULATION		
Total Civilian Noninstitutionalized Population	2,914	2,914
With a disability	385	13.2%
Under 18 years	636	636

Selected Social Characteristics		
American Community Survey Data 2020-2024	Spencer town, Tioga County, New York	
With a disability	11	1.7%
18 to 64 years	1,756	1,756
With a disability	207	11.8%
65 years and over	522	522
With a disability	167	32.0%
RESIDENCE 1 YEAR AGO		
Population 1 year and over	2,876	2,876
Same house	2,712	94.3%
Different house (in the U.S. or abroad)	164	5.7%
Different house in the U.S.	164	5.7%
Same county	60	2.1%
Different county	104	3.6%
Same state	103	3.6%
Different state	1	0.0%
Abroad	0	0.0%
PLACE OF BIRTH		
Total population	2,917	2,917
Native	2,862	98.1%
Born in United States	2,834	97.2%
State of residence	1,901	65.2%
Different state	933	32.0%
Born in Puerto Rico, U.S. Island areas, or born abroad to American parent(s)	28	1.0%
Foreign-born	55	1.9%
U.S. CITIZENSHIP STATUS		
Foreign-born population	55	55
Naturalized U.S. citizen	51	92.7%
Not a U.S. citizen	4	7.3%
YEAR OF ENTRY		
Population born outside the United States	83	83
Native	28	28
Entered 2010 or later	0	0.0%
Entered before 2010	28	100.0%
Foreign-born	55	55
Entered 2010 or later	0	0.0%
Entered before 2010	55	100.0%
WORLD REGION OF BIRTH OF FOREIGN-BORN		

Selected Social Characteristics		
American Community Survey Data 2020-2024	Spencer town, Tioga County, New York	
Foreign-born population, excluding population born at sea	55	55
Europe	18	32.7%
Asia	19	34.5%
Africa	5	9.1%
Oceania	0	0.0%
Latin America	13	23.6%
Northern America	0	0.0%
LANGUAGE SPOKEN AT HOME		
Population 5 years and over	2,704	2,704
English only	2,634	97.4%
Language other than English	70	2.6%
Speak English less than "very well"	24	0.9%
Spanish	26	1.0%
Speak English less than "very well"	11	0.4%
Other Indo-European languages	25	0.9%
Speak English less than "very well"	6	0.2%
Asian and Pacific Islander languages	19	0.7%
Speak English less than "very well"	7	0.3%
Other languages	0	0.0%
Speak English less than "very well"	0	0.0%
ANCESTRY		
Total population	2,917	2,917
American	276	9.5%
Arab	0	0.0%
Czech	2	0.1%
Danish	1	0.0%
Dutch	108	3.7%
English	473	16.2%
French (except Basque)	68	2.3%
French Canadian	24	0.8%
German	440	15.1%
Greek	27	0.9%

Selected Social Characteristics		United States® Census Bureau
American Community Survey Data 2020-2024	Spencer town, Tioga County, New York	
Hungarian	7	0.2%
Irish	286	9.8%
Italian	137	4.7%
Lithuanian	0	0.0%
Norwegian	24	0.8%
Polish	110	3.8%
Portuguese	3	0.1%
Russian	8	0.3%
Scotch-Irish	10	0.3%
Scottish	4	0.1%
Slovak	18	0.6%
Subsaharan African	5	0.2%
Swedish	37	1.3%
Swiss	0	0.0%
Ukrainian	0	0.0%
Welsh	25	0.9%
West Indian (excluding Hispanic origin groups)	5	0.2%
COMPUTERS AND INTERNET USE		
Total households	1,185	1,185
With a computer	1,078	91.0%
With a broadband Internet subscription	1,014	85.6%