


Selected Housing Characteristics		United States® Census Bureau
American Community Survey Data 2020-2024	Candor town, Tioga County, New York	
Label	Estimate	Percent
HOUSING OCCUPANCY		
Total housing units	2,581	2,581
Occupied housing units	2,486	96.3%
Vacant housing units	95	3.7%
Homeowner vacancy rate	0.0	(X)
Rental vacancy rate	0.0	(X)
UNITS IN STRUCTURE		
Total housing units	2,581	2,581
1-unit, detached	1,578	61.1%
1-unit, attached	13	0.5%
2 units	148	5.7%
3 or 4 units	64	2.5%
5 to 9 units	31	1.2%
10 to 19 units	36	1.4%
20 or more units	11	0.4%
Mobile home	700	27.1%
Boat, RV, van, etc.	0	0.0%
YEAR STRUCTURE BUILT		
Total housing units	2,581	2,581
Built 2020 or later	37	1.4%
Built 2010 to 2019	86	3.3%
Built 2000 to 2009	177	6.9%
Built 1990 to 1999	383	14.8%
Built 1980 to 1989	352	13.6%
Built 1970 to 1979	362	14.0%
Built 1960 to 1969	61	2.4%
Built 1950 to 1959	137	5.3%
Built 1940 to 1949	101	3.9%
Built 1939 or earlier	885	34.3%
ROOMS		
Total housing units	2,581	2,581
1 room	30	1.2%
2 rooms	41	1.6%
3 rooms	132	5.1%
4 rooms	292	11.3%
5 rooms	405	15.7%
6 rooms	429	16.6%
7 rooms	356	13.8%
8 rooms	211	8.2%
9 rooms or more	685	26.5%

Selected Housing Characteristics		United States® Census Bureau
American Community Survey Data 2020-2024	Candor town, Tioga County, New York	
Median rooms	6.4	(X)
BEDROOMS		
Total housing units	2,581	2,581
No bedroom	53	2.1%
1 bedroom	182	7.1%
2 bedrooms	636	24.6%
3 bedrooms	1,027	39.8%
4 bedrooms	457	17.7%
5 or more bedrooms	226	8.8%
HOUSING TENURE		
Occupied housing units	2,486	2,486
Owner-occupied	1,863	74.9%
Renter-occupied	623	25.1%
Average household size of owner-occupied unit	2.05	(X)
Average household size of renter-occupied unit	1.96	(X)
YEAR HOUSEHOLDER MOVED INTO UNIT		
Occupied housing units	2,486	2,486
Moved in 2023 or later	84	3.4%
Moved in 2020 to 2022	307	12.3%
Moved in 2010 to 2019	805	32.4%
Moved in 2000 to 2009	402	16.2%
Moved in 1990 to 1999	291	11.7%
Moved in 1989 and earlier	597	24.0%
VEHICLES AVAILABLE		
Occupied housing units	2,486	2,486
No vehicles available	199	8.0%
1 vehicle available	862	34.7%
2 vehicles available	993	39.9%
3 or more vehicles available	432	17.4%
HOUSE HEATING FUEL		
Occupied housing units	2,486	2,486
Utility gas	507	20.4%
Bottled or tank gas (propane, butane, etc.)	459	18.5%
Electricity	300	12.1%
Fuel oil, kerosene, etc.	791	31.8%
Coal or coke	106	4.3%
Wood	242	9.7%

Selected Housing Characteristics		United States® Census Bureau
American Community Survey Data 2020-2024	Candor town, Tioga County, New York	
Solar energy	0	0.0%
Other fuel	30	1.2%
No fuel used	51	2.1%
SELECTED CHARACTERISTICS		
Occupied housing units	2,486	2,486
Lacking complete plumbing facilities	1	0.0%
Lacking complete kitchen facilities	1	0.0%
No telephone service available	36	1.4%
OCCUPANTS PER ROOM		
Occupied housing units	2,486	2,486
1.00 or less	2,482	99.8%
1.01 to 1.50	3	0.1%
1.51 or more	1	0.0%
VALUE		
Owner-occupied units	1,863	1,863
Less than \$50,000	350	18.8%
\$50,000 to \$99,999	375	20.1%
\$100,000 to \$149,999	257	13.8%
\$150,000 to \$199,999	132	7.1%
\$200,000 to \$299,999	436	23.4%
\$300,000 to \$499,999	274	14.7%
\$500,000 to \$999,999	39	2.1%
\$1,000,000 or more	0	0.0%
Median (dollars)	135,100	(X)
MORTGAGE STATUS		
Owner-occupied units	1,863	1,863
Housing units with a mortgage	689	37.0%
Housing units without a mortgage	1,174	63.0%
SELECTED MONTHLY OWNER COSTS (SMOC)		
Housing units with a mortgage	689	689
Less than \$500	0	0.0%
\$500 to \$999	80	11.6%
\$1,000 to \$1,499	150	21.8%
\$1,500 to \$1,999	255	37.0%
\$2,000 to \$2,499	93	13.5%

Selected Housing Characteristics		United States® Census Bureau
American Community Survey Data 2020-2024	Candor town, Tioga County, New York	
\$2,500 to \$2,999	88	12.8%
\$3,000 or more	23	3.3%
Median (dollars)	1,683	(X)
Housing units without a mortgage	1,174	1,174
Less than \$250	108	9.2%
\$250 to \$399	198	16.9%
\$400 to \$599	259	22.1%
\$600 to \$799	333	28.4%
\$800 to \$999	22	1.9%
\$1,000 or more	254	21.6%
Median (dollars)	623	(X)
SELECTED MONTHLY OWNER COSTS AS A PERCENTAGE OF HOUSEHOLD INCOME (SMOCAPI)		
Housing units with a mortgage (excluding units where SMOCAPI cannot be computed)	670	670
Less than 20.0 percent	273	40.7%
20.0 to 24.9 percent	140	20.9%
25.0 to 29.9 percent	95	14.2%
30.0 to 34.9 percent	16	2.4%
35.0 percent or more	146	21.8%
Not computed	19	(X)
Housing unit without a mortgage (excluding units where SMOCAPI cannot be computed)	1,154	1,154
Less than 10.0 percent	335	29.0%
10.0 to 14.9 percent	284	24.6%
15.0 to 19.9 percent	191	16.6%
20.0 to 24.9 percent	74	6.4%
25.0 to 29.9 percent	78	6.8%
30.0 to 34.9 percent	0	0.0%
35.0 percent or more	192	16.6%
Not computed	20	(X)
GROSS RENT		
Occupied units paying rent	591	591
Less than \$500	36	6.1%

Selected Housing Characteristics		
American Community Survey Data 2020-2024	Candor town, Tioga County, New York	
\$500 to \$999	405	68.5%
\$1,000 to \$1,499	147	24.9%
\$1,500 to \$1,999	0	0.0%
\$2,000 to \$2,499	3	0.5%
\$2,500 to \$2,999	0	0.0%
\$3,000 or more	0	0.0%
Median (dollars)	837	(X)
No rent paid	32	(X)
GROSS RENT AS A PERCENTAGE OF HOUSEHOLD INCOME (GRAPI)		
Occupied units paying rent (excluding units where GRAPI cannot be computed)	591	591
Less than 15.0 percent	140	23.7%
15.0 to 19.9 percent	77	13.0%
20.0 to 24.9 percent	103	17.4%
25.0 to 29.9 percent	54	9.1%
30.0 to 34.9 percent	64	10.8%
35.0 percent or more	153	25.9%
Not computed	32	(X)

Selected Economic Characteristics		United States® Census Bureau
American Community Survey Data 2020-2024	Candor town, Tioga County, New York	
Label	Estimate	Percent
EMPLOYMENT STATUS		
Population 16 years and over	4,317	4,317
In labor force	2,467	57.1%
Civilian labor force	2,467	57.1%
Employed	2,342	54.3%
Unemployed	125	2.9%
Armed Forces	0	0.0%
Not in labor force	1,850	42.9%
Civilian labor force	2,467	2,467
Unemployment Rate	(X)	5.1%
Females 16 years and over	2,237	2,237
In labor force	1,237	55.3%
Civilian labor force	1,237	55.3%
Employed	1,227	54.9%
Own children of the householder under 6 years	149	149
All parents in family in labor force	146	98.0%
Own children of the householder 6 to 17 years	637	637
All parents in family in labor force	631	99.1%
COMMUTING TO WORK		
Workers 16 years and over	2,305	2,305
Car, truck, or van -- drove alone	1,787	77.5%
Car, truck, or van -- carpooled	157	6.8%
Public transportation	0	0.0%
Walked	66	2.9%
Other means	45	2.0%
Worked from home	250	10.8%
Mean travel time to work (minutes)	28.3	(X)
OCCUPATION		
Civilian employed population 16 years and over	2,342	2,342
Management, business, science, and arts occupations	835	35.7%
Service occupations	416	17.8%
Sales and office occupations	508	21.7%


Selected Economic Characteristics		United States® Census Bureau
American Community Survey Data 2020-2024	Candor town, Tioga County, New York	
Natural resources, construction, and maintenance occupations	300	12.8%
Production, transportation, and material moving occupations	283	12.1%
INDUSTRY		
Civilian employed population 16 years and over	2,342	2,342
Agriculture, forestry, fishing and hunting, and mining	77	3.3%
Construction	196	8.4%
Manufacturing	281	12.0%
Wholesale trade	34	1.5%
Retail trade	249	10.6%
Transportation and warehousing, and utilities	79	3.4%
Information	34	1.5%
Finance and insurance, and real estate and rental and leasing	57	2.4%
Professional, scientific, and management, and administrative and waste management services	202	8.6%
Educational services, and health care and social assistance	775	33.1%
Arts, entertainment, and recreation, and accommodation and food services	179	7.6%
Other services, except public administration	58	2.5%
Public administration	121	5.2%
CLASS OF WORKER		
Civilian employed population 16 years and over	2,342	2,342
Private wage and salary workers	1,675	71.5%
Government workers	549	23.4%

Selected Economic Characteristics		United States® Census Bureau
American Community Survey Data 2020-2024	Candor town, Tioga County, New York	
Self-employed in own not incorporated business workers	118	5.0%
Unpaid family workers	0	0.0%
INCOME AND BENEFITS (IN 2024 INFLATION-ADJUSTED DOLLARS)		
Total households	2,486	2,486
Less than \$10,000	117	4.7%
\$10,000 to \$14,999	117	4.7%
\$15,000 to \$24,999	161	6.5%
\$25,000 to \$34,999	294	11.8%
\$35,000 to \$49,999	628	25.3%
\$50,000 to \$74,999	341	13.7%
\$75,000 to \$99,999	229	9.2%
\$100,000 to \$149,999	253	10.2%
\$150,000 to \$199,999	228	9.2%
\$200,000 or more	118	4.7%
Median household income (dollars)	49,036	(X)
Mean household income (dollars)	73,334	(X)
With earnings	1,813	72.9%
Mean earnings (dollars)	74,833	(X)
With Social Security	893	35.9%
Mean Social Security income (dollars)	21,463	(X)
With retirement income	658	26.5%
Mean retirement income (dollars)	25,285	(X)
With Supplemental Security Income	187	7.5%
Mean Supplemental Security Income (dollars)	13,913	(X)
With cash public assistance income	168	6.8%
Mean cash public assistance income (dollars)	2,544	(X)
With Food Stamp/SNAP benefits in the past 12 months	458	18.4%
Families	1,402	1,402


Selected Economic Characteristics		United States® Census Bureau
American Community Survey Data 2020-2024	Candor town, Tioga County, New York	
Less than \$10,000	117	8.3%
\$10,000 to \$14,999	41	2.9%
\$15,000 to \$24,999	126	9.0%
\$25,000 to \$34,999	132	9.4%
\$35,000 to \$49,999	167	11.9%
\$50,000 to \$74,999	228	16.3%
\$75,000 to \$99,999	159	11.3%
\$100,000 to \$149,999	203	14.5%
\$150,000 to \$199,999	162	11.6%
\$200,000 or more	67	4.8%
Median family income (dollars)	60,417	(X)
Mean family income (dollars)	79,082	(X)
Per capita income (dollars)	35,808	(X)
Nonfamily households	1,084	1,084
Median nonfamily income (dollars)	42,127	(X)
Mean nonfamily income (dollars)	57,945	(X)
Median earnings for workers (dollars)	44,388	(X)
Median earnings for male full-time, year-round workers (dollars)	54,761	(X)
Median earnings for female full-time, year-round workers (dollars)	48,896	(X)
HEALTH INSURANCE COVERAGE		
Civilian noninstitutionalized population	5,051	5,051
With health insurance coverage	4,882	96.7%
With private health insurance	3,412	67.6%
With public coverage	2,389	47.3%
No health insurance coverage	169	3.3%
Civilian noninstitutionalized population under 19 years	828	828
No health insurance coverage	1	0.1%

Selected Economic Characteristics		United States® Census Bureau
American Community Survey Data 2020-2024	Candor town, Tioga County, New York	
Civilian noninstitutionalized population 19 to 64 years	3,139	3,139
In labor force:	2,199	2,199
Employed:	2,092	2,092
With health insurance coverage	1,986	94.9%
With private health insurance	1,740	83.2%
With public coverage	361	17.3%
No health insurance coverage	106	5.1%
Unemployed:	107	107
With health insurance coverage	106	99.1%
With private health insurance	16	15.0%
With public coverage	90	84.1%
No health insurance coverage	1	0.9%
Not in labor force:	940	940
With health insurance coverage	881	93.7%
With private health insurance	384	40.9%
With public coverage	579	61.6%
No health insurance coverage	59	6.3%
PERCENTAGE OF FAMILIES AND PEOPLE WHOSE INCOME IN THE PAST 12 MONTHS IS BELOW THE POVERTY LEVEL		
All families	(X)	18.6%
With related children of the householder under 18 years	(X)	22.0%
With related children of the householder under 5 years only	(X)	0.0%
Married couple families	(X)	2.7%
With related children of the householder under 18 years	(X)	0.0%


Selected Economic Characteristics		United States [®] Census Bureau
American Community Survey Data 2020-2024	Candor town, Tioga County, New York	
With related children of the householder under 5 years only	(X)	0.0%
Families with female householder, no spouse present	(X)	21.5%
With related children of the householder under 18 years	(X)	15.9%
With related children of the householder under 5 years only	(X)	-
All people	(X)	21.3%
Under 18 years	(X)	21.9%
Related children of the householder under 18 years	(X)	21.9%
Related children of the householder under 5 years	(X)	2.3%
Related children of the householder 5 to 17 years	(X)	25.6%
18 years and over	(X)	21.2%
18 to 64 years	(X)	23.1%
65 years and over	(X)	15.6%
People in families	(X)	18.2%
Unrelated individuals 15 years and over	(X)	27.9%


Selected Demographic Characteristics		
American Community Survey Data 2020-2024	Candor town, Tioga County, New York	
Label	Estimate	Percent
SEX AND AGE		
Total population	5,051	5,051
Male	2,528	50.0%
Female	2,523	50.0%
Sex ratio (males per 100 females)	100.2	(X)
Under 5 years	130	2.6%
5 to 9 years	216	4.3%
10 to 14 years	318	6.3%
15 to 19 years	166	3.3%
20 to 24 years	265	5.2%
25 to 34 years	606	12.0%
35 to 44 years	544	10.8%
45 to 54 years	773	15.3%
55 to 59 years	502	9.9%
60 to 64 years	447	8.8%
65 to 74 years	542	10.7%
75 to 84 years	357	7.1%
85 years and over	185	3.7%
Median age (years)	49.3	(X)
Under 18 years	810	16.0%
16 years and over	4,317	85.5%
18 years and over	4,241	84.0%
21 years and over	4,177	82.7%
62 years and over	1,369	27.1%
65 years and over	1,084	21.5%
18 years and over	4,241	4,241
Male	2,059	48.5%
Female	2,182	51.5%
Sex ratio (males per 100 females)	94.4	(X)
65 years and over	1,084	1,084
Male	458	42.3%
Female	626	57.7%
Sex ratio (males per 100 females)	73.2	(X)
RACE		
Total population	5,051	5,051
One race	4,842	95.9%
Two or More Races	209	4.1%


Selected Demographic Characteristics		United States® Census Bureau
American Community Survey Data 2020-2024	Candor town, Tioga County, New York	
One race	4,842	95.9%
White	4,705	93.1%
Egyptian	0	0.0%
English	997	19.7%
German	543	10.8%
Irish	623	12.3%
Italian	168	3.3%
Lebanese	0	0.0%
Other White	2,374	47.0%
Black or African American	101	2.0%
African American	101	2.0%
Ethiopian	0	0.0%
Haitian	0	0.0%
Jamaican	0	0.0%
Nigerian	0	0.0%
Somali	0	0.0%
Other Black or African American	0	0.0%
American Indian and Alaska Native	0	0.0%
Aztec	0	0.0%
Blackfeet Tribe of the Blackfeet Indian Reservation of Montana	0	0.0%
Maya	0	0.0%
Native Village of Barrow Inupiat Traditional Government	0	0.0%
Navajo Nation	0	0.0%
Nome Eskimo Community	0	0.0%
Other American Indian and Alaska Native	0	0.0%
Asian	6	0.1%
Asian Indian	0	0.0%
Chinese	6	0.1%
Filipino	0	0.0%
Japanese	0	0.0%
Korean	0	0.0%
Vietnamese	0	0.0%
Other Asian	0	0.0%


Selected Demographic Characteristics		
American Community Survey Data 2020-2024	Candor town, Tioga County, New York	
Native Hawaiian and Other Pacific Islander	2	0.0%
Chamorro	0	0.0%
Native Hawaiian	0	0.0%
Samoan	0	0.0%
Other Native Hawaiian and Other Pacific Islander	2	0.0%
Some Other Race	28	0.6%
Two or More Races	209	4.1%
White and Black or African American	59	1.2%
White and American Indian and Alaska Native	43	0.9%
White and Asian	22	0.4%
White and Some Other Race	85	1.7%
Black or African American and American Indian and Alaska Native	0	0.0%
Black or African American and Some Other Race	0	0.0%
Race alone or in combination with one or more other races		
Total population	5,051	5,051
White	4,914	97.3%
Black or African American	160	3.2%
American Indian and Alaska Native	43	0.9%
Asian	28	0.6%
Native Hawaiian and Other Pacific Islander	2	0.0%
Some Other Race	113	2.2%
HISPANIC OR LATINO AND RACE		
Total population	5,051	5,051
Hispanic or Latino (of any race)	36	0.7%
Mexican	21	0.4%
Puerto Rican	1	0.0%
Cuban	0	0.0%
Other Hispanic or Latino	14	0.3%
Not Hispanic or Latino	5,015	99.3%


Selected Demographic Characteristics		United States® Census Bureau
American Community Survey Data 2020-2024	Candor town, Tioga County, New York	
White alone	4,689	92.8%
Black or African American alone	101	2.0%
American Indian and Alaska Native alone	0	0.0%
Asian alone	6	0.1%
Native Hawaiian and Other Pacific Islander alone	2	0.0%
Some Other Race alone	8	0.2%
Two or More Races	209	4.1%
Two races including Some Other Race	85	1.7%
Two races excluding Some Other Race, and three or more races	124	2.5%
Total housing units	2,581	(X)
CITIZEN, VOTING AGE POPULATION		
Citizen, 18 and over population	4,221	4,221
Male	2,047	48.5%
Female	2,174	51.5%

Selected Social Characteristics		
American Community Survey Data 2020-2024	Candor town, Tioga County, New York	
Label	Estimate	Percent
HOUSEHOLDS BY TYPE		
Total households	2,486	2,486
Married-couple household	844	34.0%
With children of the householder under 18 years	185	7.4%
Cohabiting couple household	441	17.7%
With children of the householder under 18 years	210	8.4%
Male householder, no spouse/partner present	448	18.0%
With children of the householder under 18 years	0	0.0%
Householder living alone	326	13.1%
65 years and over	133	5.3%
Female householder, no spouse/partner present	753	30.3%
With children of the householder under 18 years	151	6.1%
Householder living alone	472	19.0%
65 years and over	288	11.6%
Households with one or more people under 18 years	569	22.9%
Households with one or more people 65 years and over	859	34.6%
Average household size	2.03	(X)
Average family size	2.47	(X)
RELATIONSHIP		
Population in households	5,051	5,051
Householder	2,486	49.2%
Spouse	838	16.6%
Unmarried partner	385	7.6%
Child	1,056	20.9%
Other relatives	162	3.2%
Other nonrelatives	124	2.5%
MARITAL STATUS		
Males 15 years and over	2,080	2,080
Never married	618	29.7%
Now married, except separated	893	42.9%

Selected Social Characteristics		
American Community Survey Data 2020-2024	Candor town, Tioga County, New York	
Separated	71	3.4%
Widowed	95	4.6%
Divorced	403	19.4%
Females 15 years and over	2,307	2,307
Never married	638	27.7%
Now married, except separated	837	36.3%
Separated	175	7.6%
Widowed	307	13.3%
Divorced	350	15.2%
FERTILITY		
Number of women 15 to 50 years old who had a birth in the past 12 months	30	30
Unmarried women (widowed, divorced, and never married)	0	0.0%
Per 1,000 unmarried women	0	(X)
Per 1,000 women 15 to 50 years old	28	(X)
Per 1,000 women 15 to 19 years old	0	(X)
Per 1,000 women 20 to 34 years old	55	(X)
Per 1,000 women 35 to 50 years old	9	(X)
GRANDPARENTS		
Number of grandparents living with own grandchildren under 18 years	25	25
Grandparents responsible for grandchildren	0	0.0%
Years responsible for grandchildren		
Less than 1 year	0	0.0%
1 or 2 years	0	0.0%
3 or 4 years	0	0.0%
5 or more years	0	0.0%

Selected Social Characteristics		
American Community Survey Data 2020-2024	Candor town, Tioga County, New York	
Number of grandparents responsible for own grandchildren under 18 years	0	0
Who are female	0	-
Who are married	0	-
SCHOOL ENROLLMENT		
Population 3 years and over enrolled in school	876	876
Nursery school, preschool	85	9.7%
Kindergarten	39	4.5%
Elementary school (grades 1-8)	401	45.8%
High school (grades 9-12)	192	21.9%
College or graduate school	159	18.2%
EDUCATIONAL ATTAINMENT		
Population 25 years and over	3,956	3,956
Less than 9th grade	212	5.4%
9th to 12th grade, no diploma	363	9.2%
High school graduate (includes equivalency)	1,439	36.4%
Some college, no degree	536	13.5%
Associate's degree	637	16.1%
Bachelor's degree	536	13.5%
Graduate or professional degree	233	5.9%
High school graduate or higher	3,381	85.5%
Bachelor's degree or higher	769	19.4%
VETERAN STATUS		
Civilian population 18 years and over	4,241	4,241
Civilian veterans	340	8.0%
DISABILITY STATUS OF THE CIVILIAN NONINSTITUTIONALIZED POPULATION		
Total Civilian Noninstitutionalized Population	5,051	5,051
With a disability	1,108	21.9%
Under 18 years	810	810

Selected Social Characteristics		
American Community Survey Data 2020-2024	Candor town, Tioga County, New York	
With a disability	102	12.6%
18 to 64 years	3,157	3,157
With a disability	618	19.6%
65 years and over	1,084	1,084
With a disability	388	35.8%
RESIDENCE 1 YEAR AGO		
Population 1 year and over	5,007	5,007
Same house	4,832	96.5%
Different house (in the U.S. or abroad)	175	3.5%
Different house in the U.S.	155	3.1%
Same county	52	1.0%
Different county	103	2.1%
Same state	85	1.7%
Different state	18	0.4%
Abroad	20	0.4%
PLACE OF BIRTH		
Total population	5,051	5,051
Native	5,028	99.5%
Born in United States	5,015	99.3%
State of residence	3,902	77.3%
Different state	1,113	22.0%
Born in Puerto Rico, U.S. Island areas, or born abroad to American parent(s)	13	0.3%
Foreign-born	23	0.5%
U.S. CITIZENSHIP STATUS		
Foreign-born population	23	23
Naturalized U.S. citizen	3	13.0%
Not a U.S. citizen	20	87.0%
YEAR OF ENTRY		
Population born outside the United States	36	36
Native	13	13
Entered 2010 or later	0	0.0%
Entered before 2010	13	100.0%
Foreign-born	23	23
Entered 2010 or later	20	87.0%
Entered before 2010	3	13.0%
WORLD REGION OF BIRTH OF FOREIGN-BORN		

Selected Social Characteristics		
American Community Survey Data 2020-2024	Candor town, Tioga County, New York	
Foreign-born population, excluding population born at sea	23	23
Europe	3	13.0%
Asia	0	0.0%
Africa	0	0.0%
Oceania	0	0.0%
Latin America	20	87.0%
Northern America	0	0.0%
LANGUAGE SPOKEN AT HOME		
Population 5 years and over	4,921	4,921
English only	4,783	97.2%
Language other than English	138	2.8%
Speak English less than "very well"	18	0.4%
Spanish	24	0.5%
Speak English less than "very well"	18	0.4%
Other Indo-European languages	114	2.3%
Speak English less than "very well"	0	0.0%
Asian and Pacific Islander languages	0	0.0%
Speak English less than "very well"	0	0.0%
Other languages	0	0.0%
Speak English less than "very well"	0	0.0%
ANCESTRY		
Total population	5,051	5,051
American	337	6.7%
Arab	0	0.0%
Czech	6	0.1%
Danish	5	0.1%
Dutch	79	1.6%
English	957	18.9%
French (except Basque)	53	1.0%
French Canadian	22	0.4%
German	1,228	24.3%
Greek	6	0.1%

Selected Social Characteristics		United States® Census Bureau
American Community Survey Data 2020-2024	Candor town, Tioga County, New York	
Hungarian	47	0.9%
Irish	958	19.0%
Italian	373	7.4%
Lithuanian	0	0.0%
Norwegian	14	0.3%
Polish	66	1.3%
Portuguese	0	0.0%
Russian	49	1.0%
Scotch-Irish	2	0.0%
Scottish	32	0.6%
Slovak	0	0.0%
Subsaharan African	0	0.0%
Swedish	28	0.6%
Swiss	0	0.0%
Ukrainian	32	0.6%
Welsh	42	0.8%
West Indian (excluding Hispanic origin groups)	0	0.0%
COMPUTERS AND INTERNET USE		
Total households	2,486	2,486
With a computer	2,337	94.0%
With a broadband Internet subscription	2,273	91.4%