





Selected Housing Characteristics		
American Community Survey Data 2020-2024	Nichols village, New York	
Label	Estimate	Percent
HOUSING OCCUPANCY		
Total housing units	225	225
Occupied housing units	214	95.1%
Vacant housing units	11	4.9%
Homeowner vacancy rate	0.0	(X)
Rental vacancy rate	0.0	(X)
UNITS IN STRUCTURE		
Total housing units	225	225
1-unit, detached	180	80.0%
1-unit, attached	2	0.9%
2 units	4	1.8%
3 or 4 units	28	12.4%
5 to 9 units	2	0.9%
10 to 19 units	7	3.1%
20 or more units	0	0.0%
Mobile home	2	0.9%
Boat, RV, van, etc.	0	0.0%
YEAR STRUCTURE BUILT		
Total housing units	225	225
Built 2020 or later	0	0.0%
Built 2010 to 2019	3	1.3%
Built 2000 to 2009	0	0.0%
Built 1990 to 1999	2	0.9%
Built 1980 to 1989	3	1.3%
Built 1970 to 1979	11	4.9%
Built 1960 to 1969	10	4.4%
Built 1950 to 1959	32	14.2%
Built 1940 to 1949	12	5.3%
Built 1939 or earlier	152	67.6%
ROOMS		
Total housing units	225	225
1 room	2	0.9%
2 rooms	2	0.9%
3 rooms	18	8.0%
4 rooms	8	3.6%
5 rooms	25	11.1%
6 rooms	53	23.6%
7 rooms	38	16.9%
8 rooms	33	14.7%
9 rooms or more	46	20.4%


Selected Housing Characteristics		
American Community Survey Data 2020-2024	Nichols village, New York	
Median rooms	6.6	(X)
BEDROOMS		
Total housing units	225	225
No bedroom	2	0.9%
1 bedroom	20	8.9%
2 bedrooms	43	19.1%
3 bedrooms	111	49.3%
4 bedrooms	48	21.3%
5 or more bedrooms	1	0.4%
HOUSING TENURE		
Occupied housing units	214	214
Owner-occupied	153	71.5%
Renter-occupied	61	28.5%
Average household size of owner-occupied unit	3.03	(X)
Average household size of renter-occupied unit	2.26	(X)
YEAR HOUSEHOLDER MOVED INTO UNIT		
Occupied housing units	214	214
Moved in 2023 or later	6	2.8%
Moved in 2020 to 2022	45	21.0%
Moved in 2010 to 2019	58	27.1%
Moved in 2000 to 2009	45	21.0%
Moved in 1990 to 1999	23	10.7%
Moved in 1989 and earlier	37	17.3%
VEHICLES AVAILABLE		
Occupied housing units	214	214
No vehicles available	5	2.3%
1 vehicle available	47	22.0%
2 vehicles available	98	45.8%
3 or more vehicles available	64	29.9%
HOUSE HEATING FUEL		
Occupied housing units	214	214
Utility gas	7	3.3%
Bottled or tank gas (propane, butane, etc.)	32	15.0%
Electricity	18	8.4%
Fuel oil, kerosene, etc.	151	70.6%
Coal or coke	2	0.9%
Wood	4	1.9%

Selected Housing Characteristics		
American Community Survey Data 2020-2024	Nichols village, New York	
Solar energy	0	0.0%
Other fuel	0	0.0%
No fuel used	0	0.0%
SELECTED CHARACTERISTICS		
Occupied housing units	214	214
Lacking complete plumbing facilities	0	0.0%
Lacking complete kitchen facilities	0	0.0%
No telephone service available	0	0.0%
OCCUPANTS PER ROOM		
Occupied housing units	214	214
1.00 or less	214	100.0%
1.01 to 1.50	0	0.0%
1.51 or more	0	0.0%
VALUE		
Owner-occupied units	153	153
Less than \$50,000	4	2.6%
\$50,000 to \$99,999	46	30.1%
\$100,000 to \$149,999	29	19.0%
\$150,000 to \$199,999	36	23.5%
\$200,000 to \$299,999	36	23.5%
\$300,000 to \$499,999	2	1.3%
\$500,000 to \$999,999	0	0.0%
\$1,000,000 or more	0	0.0%
Median (dollars)	147,000	(X)
MORTGAGE STATUS		
Owner-occupied units	153	153
Housing units with a mortgage	73	47.7%
Housing units without a mortgage	80	52.3%
SELECTED MONTHLY OWNER COSTS (SMOC)		
Housing units with a mortgage	73	73
Less than \$500	0	0.0%
\$500 to \$999	13	17.8%
\$1,000 to \$1,499	36	49.3%
\$1,500 to \$1,999	19	26.0%
\$2,000 to \$2,499	5	6.8%

Selected Housing Characteristics		United States® Census Bureau
American Community Survey Data 2020-2024	Nichols village, New York	
\$2,500 to \$2,999	0	0.0%
\$3,000 or more	0	0.0%
Median (dollars)	1,326	(X)
Housing units without a mortgage	80	80
Less than \$250	2	2.5%
\$250 to \$399	28	35.0%
\$400 to \$599	22	27.5%
\$600 to \$799	8	10.0%
\$800 to \$999	20	25.0%
\$1,000 or more	0	0.0%
Median (dollars)	471	(X)
SELECTED MONTHLY OWNER COSTS AS A PERCENTAGE OF HOUSEHOLD INCOME (SMOCAPI)		
Housing units with a mortgage (excluding units where SMOCAPI cannot be computed)	73	73
Less than 20.0 percent	31	42.5%
20.0 to 24.9 percent	23	31.5%
25.0 to 29.9 percent	5	6.8%
30.0 to 34.9 percent	14	19.2%
35.0 percent or more	0	0.0%
Not computed	0	(X)
Housing unit without a mortgage (excluding units where SMOCAPI cannot be computed)	80	80
Less than 10.0 percent	35	43.8%
10.0 to 14.9 percent	22	27.5%
15.0 to 19.9 percent	7	8.8%
20.0 to 24.9 percent	13	16.3%
25.0 to 29.9 percent	0	0.0%
30.0 to 34.9 percent	2	2.5%
35.0 percent or more	1	1.3%
Not computed	0	(X)
GROSS RENT		
Occupied units paying rent	57	57
Less than \$500	5	8.8%


Selected Housing Characteristics		
American Community Survey Data 2020-2024	Nichols village, New York	
\$500 to \$999	32	56.1%
\$1,000 to \$1,499	5	8.8%
\$1,500 to \$1,999	15	26.3%
\$2,000 to \$2,499	0	0.0%
\$2,500 to \$2,999	0	0.0%
\$3,000 or more	0	0.0%
Median (dollars)	842	(X)
No rent paid	4	(X)
GROSS RENT AS A PERCENTAGE OF HOUSEHOLD INCOME (GRAPI)		
Occupied units paying rent (excluding units where GRAPI cannot be computed)	56	56
Less than 15.0 percent	16	28.6%
15.0 to 19.9 percent	5	8.9%
20.0 to 24.9 percent	7	12.5%
25.0 to 29.9 percent	0	0.0%
30.0 to 34.9 percent	10	17.9%
35.0 percent or more	18	32.1%
Not computed	5	(X)

Selected Economic Characteristics		
American Community Survey Data 2020-2024	Nichols village, New York	
Label	Estimate	Percent
EMPLOYMENT STATUS		
Population 16 years and over	417	417
In labor force	258	61.9%
Civilian labor force	258	61.9%
Employed	253	60.7%
Unemployed	5	1.2%
Armed Forces	0	0.0%
Not in labor force	159	38.1%
Civilian labor force	258	258
Unemployment Rate	(X)	1.9%
Females 16 years and over	216	216
In labor force	113	52.3%
Civilian labor force	113	52.3%
Employed	110	50.9%
Own children of the householder under 6 years	28	28
All parents in family in labor force	10	35.7%
Own children of the householder 6 to 17 years	161	161
All parents in family in labor force	83	51.6%
COMMUTING TO WORK		
Workers 16 years and over	250	250
Car, truck, or van -- drove alone	211	84.4%
Car, truck, or van -- carpooled	7	2.8%
Public transportation	0	0.0%
Walked	15	6.0%
Other means	1	0.4%
Worked from home	16	6.4%
Mean travel time to work (minutes)	18.3	(X)
OCCUPATION		
Civilian employed population 16 years and over	253	253
Management, business, science, and arts occupations	45	17.8%
Service occupations	55	21.7%
Sales and office occupations	70	27.7%


Selected Economic Characteristics		
American Community Survey Data 2020-2024	Nichols village, New York	
Natural resources, construction, and maintenance occupations	36	14.2%
Production, transportation, and material moving occupations	47	18.6%
INDUSTRY		
Civilian employed population 16 years and over	253	253
Agriculture, forestry, fishing and hunting, and mining	0	0.0%
Construction	30	11.9%
Manufacturing	59	23.3%
Wholesale trade	9	3.6%
Retail trade	27	10.7%
Transportation and warehousing, and utilities	16	6.3%
Information	0	0.0%
Finance and insurance, and real estate and rental and leasing	2	0.8%
Professional, scientific, and management, and administrative and waste management services	13	5.1%
Educational services, and health care and social assistance	29	11.5%
Arts, entertainment, and recreation, and accommodation and food services	33	13.0%
Other services, except public administration	32	12.6%
Public administration	3	1.2%
CLASS OF WORKER		
Civilian employed population 16 years and over	253	253
Private wage and salary workers	213	84.2%
Government workers	26	10.3%


Selected Economic Characteristics		United States® Census Bureau
American Community Survey Data 2020-2024	Nichols village, New York	
Self-employed in own not incorporated business workers	14	5.5%
Unpaid family workers	0	0.0%
INCOME AND BENEFITS (IN 2024 INFLATION-ADJUSTED DOLLARS)		
Total households	214	214
Less than \$10,000	6	2.8%
\$10,000 to \$14,999	2	0.9%
\$15,000 to \$24,999	8	3.7%
\$25,000 to \$34,999	20	9.3%
\$35,000 to \$49,999	14	6.5%
\$50,000 to \$74,999	65	30.4%
\$75,000 to \$99,999	63	29.4%
\$100,000 to \$149,999	22	10.3%
\$150,000 to \$199,999	7	3.3%
\$200,000 or more	7	3.3%
Median household income (dollars)	66,250	(X)
Mean household income (dollars)	77,359	(X)
With earnings	160	74.8%
Mean earnings (dollars)	68,274	(X)
With Social Security	76	35.5%
Mean Social Security income (dollars)	25,858	(X)
With retirement income	65	30.4%
Mean retirement income (dollars)	42,208	(X)
With Supplemental Security Income	6	2.8%
Mean Supplemental Security Income (dollars)	10,683	(X)
With cash public assistance income	4	1.9%
Mean cash public assistance income (dollars)	N	(X)
With Food Stamp/SNAP benefits in the past 12 months	40	18.7%
Families	158	158


Selected Economic Characteristics		United States® Census Bureau
American Community Survey Data 2020-2024	Nichols village, New York	
Less than \$10,000	0	0.0%
\$10,000 to \$14,999	0	0.0%
\$15,000 to \$24,999	1	0.6%
\$25,000 to \$34,999	6	3.8%
\$35,000 to \$49,999	5	3.2%
\$50,000 to \$74,999	55	34.8%
\$75,000 to \$99,999	55	34.8%
\$100,000 to \$149,999	22	13.9%
\$150,000 to \$199,999	7	4.4%
\$200,000 or more	7	4.4%
Median family income (dollars)	84,167	(X)
Mean family income (dollars)	90,303	(X)
Per capita income (dollars)	28,057	(X)
Nonfamily households	56	56
Median nonfamily income (dollars)	29,500	(X)
Mean nonfamily income (dollars)	38,371	(X)
Median earnings for workers (dollars)	43,641	(X)
Median earnings for male full-time, year-round workers (dollars)	45,865	(X)
Median earnings for female full-time, year-round workers (dollars)	50,625	(X)
HEALTH INSURANCE COVERAGE		
Civilian noninstitutionalized population	601	601
With health insurance coverage	589	98.0%
With private health insurance	297	49.4%
With public coverage	376	62.6%
No health insurance coverage	12	2.0%
Civilian noninstitutionalized population under 19 years	194	194
No health insurance coverage	0	0.0%

Selected Economic Characteristics		
American Community Survey Data 2020-2024	Nichols village, New York	
Civilian noninstitutionalized population 19 to 64 years	291	291
In labor force:	237	237
Employed:	234	234
With health insurance coverage	222	94.9%
With private health insurance	153	65.4%
With public coverage	78	33.3%
No health insurance coverage	12	5.1%
Unemployed:	3	3
With health insurance coverage	3	100.0%
With private health insurance	3	100.0%
With public coverage	0	0.0%
No health insurance coverage	0	0.0%
Not in labor force:	54	54
With health insurance coverage	54	100.0%
With private health insurance	22	40.7%
With public coverage	37	68.5%
No health insurance coverage	0	0.0%
PERCENTAGE OF FAMILIES AND PEOPLE WHOSE INCOME IN THE PAST 12 MONTHS IS BELOW THE POVERTY LEVEL		
All families	(X)	0.0%
With related children of the householder under 18 years	(X)	0.0%
With related children of the householder under 5 years only	(X)	0.0%
Married couple families	(X)	0.0%
With related children of the householder under 18 years	(X)	0.0%

Selected Economic Characteristics		United States® Census Bureau
American Community Survey Data 2020-2024	Nichols village, New York	
With related children of the householder under 5 years only	(X)	-
Families with female householder, no spouse present	(X)	0.0%
With related children of the householder under 18 years	(X)	0.0%
With related children of the householder under 5 years only	(X)	-
All people	(X)	1.3%
Under 18 years	(X)	0.0%
Related children of the householder under 18 years	(X)	0.0%
Related children of the householder under 5 years	(X)	0.0%
Related children of the householder 5 to 17 years	(X)	0.0%
18 years and over	(X)	2.0%
18 to 64 years	(X)	0.7%
65 years and over	(X)	5.2%
People in families	(X)	0.0%
Unrelated individuals 15 years and over	(X)	10.5%

Selected Demographic Characteristics		
American Community Survey Data 2020-2024	Nichols village, New York	
Label	Estimate	Percent
SEX AND AGE		
Total population	601	601
Male	283	47.1%
Female	318	52.9%
Sex ratio (males per 100 females)	89.0	(X)
Under 5 years	30	5.0%
5 to 9 years	53	8.8%
10 to 14 years	72	12.0%
15 to 19 years	39	6.5%
20 to 24 years	26	4.3%
25 to 34 years	62	10.3%
35 to 44 years	79	13.1%
45 to 54 years	54	9.0%
55 to 59 years	39	6.5%
60 to 64 years	31	5.2%
65 to 74 years	49	8.2%
75 to 84 years	60	10.0%
85 years and over	7	1.2%
Median age (years)	38.4	(X)
Under 18 years	191	31.8%
16 years and over	417	69.4%
18 years and over	410	68.2%
21 years and over	407	67.7%
62 years and over	141	23.5%
65 years and over	116	19.3%
18 years and over	410	410
Male	194	47.3%
Female	216	52.7%
Sex ratio (males per 100 females)	89.8	(X)
65 years and over	116	116
Male	55	47.4%
Female	61	52.6%
Sex ratio (males per 100 females)	90.2	(X)
RACE		
Total population	601	601
One race	578	96.2%
Two or More Races	23	3.8%

Selected Demographic Characteristics		
American Community Survey Data 2020-2024	Nichols village, New York	
One race	578	96.2%
White	577	96.0%
Egyptian	0	0.0%
English	85	14.1%
German	43	7.2%
Irish	23	3.8%
Italian	20	3.3%
Lebanese	2	0.3%
Other White	404	67.2%
Black or African American	0	0.0%
African American	0	0.0%
Ethiopian	0	0.0%
Haitian	0	0.0%
Jamaican	0	0.0%
Nigerian	0	0.0%
Somali	0	0.0%
Other Black or African American	0	0.0%
American Indian and Alaska Native	1	0.2%
Aztec	0	0.0%
Blackfeet Tribe of the Blackfeet Indian Reservation of Montana	0	0.0%
Maya	0	0.0%
Native Village of Barrow Inupiat Traditional Government	0	0.0%
Navajo Nation	0	0.0%
Nome Eskimo Community	0	0.0%
Other American Indian and Alaska Native	1	0.2%
Asian	0	0.0%
Asian Indian	0	0.0%
Chinese	0	0.0%
Filipino	0	0.0%
Japanese	0	0.0%
Korean	0	0.0%
Vietnamese	0	0.0%
Other Asian	0	0.0%

Selected Demographic Characteristics		
American Community Survey Data 2020-2024	Nichols village, New York	
Native Hawaiian and Other Pacific Islander	0	0.0%
Chamorro	0	0.0%
Native Hawaiian	0	0.0%
Samoan	0	0.0%
Other Native Hawaiian and Other Pacific Islander	0	0.0%
Some Other Race	0	0.0%
Two or More Races	23	3.8%
White and Black or African American	4	0.7%
White and American Indian and Alaska Native	0	0.0%
White and Asian	0	0.0%
White and Some Other Race	19	3.2%
Black or African American and American Indian and Alaska Native	0	0.0%
Black or African American and Some Other Race	0	0.0%
Race alone or in combination with one or more other races		
Total population	601	601
White	600	99.8%
Black or African American	4	0.7%
American Indian and Alaska Native	1	0.2%
Asian	0	0.0%
Native Hawaiian and Other Pacific Islander	0	0.0%
Some Other Race	19	3.2%
HISPANIC OR LATINO AND RACE		
Total population	601	601
Hispanic or Latino (of any race)	0	0.0%
Mexican	0	0.0%
Puerto Rican	0	0.0%
Cuban	0	0.0%
Other Hispanic or Latino	0	0.0%
Not Hispanic or Latino	601	100.0%

Selected Demographic Characteristics		United States® Census Bureau
American Community Survey Data 2020-2024	Nichols village, New York	
White alone	577	96.0%
Black or African American alone	0	0.0%
American Indian and Alaska Native alone	1	0.2%
Asian alone	0	0.0%
Native Hawaiian and Other Pacific Islander alone	0	0.0%
Some Other Race alone	0	0.0%
Two or More Races	23	3.8%
Two races including Some Other Race	19	3.2%
Two races excluding Some Other Race, and three or more races	4	0.7%
Total housing units	225	(X)
CITIZEN, VOTING AGE POPULATION		
Citizen, 18 and over population	410	410
Male	194	47.3%
Female	216	52.7%

Selected Social Characteristics		United States® Census Bureau
American Community Survey Data 2020-2024	Nichols village, New York	
Label	Estimate	Percent
HOUSEHOLDS BY TYPE		
Total households	214	214
Married-couple household	139	65.0%
With children of the householder under 18 years	58	27.1%
Cohabiting couple household	16	7.5%
With children of the householder under 18 years	4	1.9%
Male householder, no spouse/partner present	22	10.3%
With children of the householder under 18 years	0	0.0%
Householder living alone	15	7.0%
65 years and over	5	2.3%
Female householder, no spouse/partner present	37	17.3%
With children of the householder under 18 years	6	2.8%
Householder living alone	29	13.6%
65 years and over	21	9.8%
Households with one or more people under 18 years	81	37.9%
Households with one or more people 65 years and over	75	35.0%
Average household size	2.81	(X)
Average family size	3.31	(X)
RELATIONSHIP		
Population in households	601	601
Householder	214	35.6%
Spouse	148	24.6%
Unmarried partner	20	3.3%
Child	194	32.3%
Other relatives	23	3.8%
Other nonrelatives	2	0.3%
MARITAL STATUS		
Males 15 years and over	230	230
Never married	67	29.1%
Now married, except separated	145	63.0%

Selected Social Characteristics		United States® Census Bureau
American Community Survey Data 2020-2024	Nichols village, New York	
Separated	0	0.0%
Widowed	6	2.6%
Divorced	12	5.2%
Females 15 years and over	216	216
Never married	34	15.7%
Now married, except separated	147	68.1%
Separated	0	0.0%
Widowed	7	3.2%
Divorced	28	13.0%
FERTILITY		
Number of women 15 to 50 years old who had a birth in the past 12 months	3	3
Unmarried women (widowed, divorced, and never married)	3	100.0%
Per 1,000 unmarried women	75	(X)
Per 1,000 women 15 to 50 years old	27	(X)
Per 1,000 women 15 to 19 years old	-	(X)
Per 1,000 women 20 to 34 years old	67	(X)
Per 1,000 women 35 to 50 years old	0	(X)
GRANDPARENTS		
Number of grandparents living with own grandchildren under 18 years	17	17
Grandparents responsible for grandchildren	12	70.6%
Years responsible for grandchildren		
Less than 1 year	0	0.0%
1 or 2 years	12	70.6%
3 or 4 years	0	0.0%
5 or more years	0	0.0%

Selected Social Characteristics		United States [®] Census Bureau
American Community Survey Data 2020-2024	Nichols village, New York	
Number of grandparents responsible for own grandchildren under 18 years	12	12
Who are female	6	50.0%
Who are married	12	100.0%
SCHOOL ENROLLMENT		
Population 3 years and over enrolled in school	179	179
Nursery school, preschool	18	10.1%
Kindergarten	19	10.6%
Elementary school (grades 1-8)	96	53.6%
High school (grades 9-12)	46	25.7%
College or graduate school	0	0.0%
EDUCATIONAL ATTAINMENT		
Population 25 years and over	381	381
Less than 9th grade	15	3.9%
9th to 12th grade, no diploma	22	5.8%
High school graduate (includes equivalency)	164	43.0%
Some college, no degree	85	22.3%
Associate's degree	46	12.1%
Bachelor's degree	34	8.9%
Graduate or professional degree	15	3.9%
High school graduate or higher	344	90.3%
Bachelor's degree or higher	49	12.9%
VETERAN STATUS		
Civilian population 18 years and over	410	410
Civilian veterans	31	7.6%
DISABILITY STATUS OF THE CIVILIAN NONINSTITUTIONALIZED POPULATION		
Total Civilian Noninstitutionalized Population	601	601
With a disability	150	25.0%
Under 18 years	191	191

Selected Social Characteristics		United States® Census Bureau
American Community Survey Data 2020-2024	Nichols village, New York	
With a disability	38	19.9%
18 to 64 years	294	294
With a disability	46	15.6%
65 years and over	116	116
With a disability	66	56.9%
RESIDENCE 1 YEAR AGO		
Population 1 year and over	595	595
Same house	466	78.3%
Different house (in the U.S. or abroad)	129	21.7%
Different house in the U.S.	129	21.7%
Same county	117	19.7%
Different county	12	2.0%
Same state	5	0.8%
Different state	7	1.2%
Abroad	0	0.0%
PLACE OF BIRTH		
Total population	601	601
Native	599	99.7%
Born in United States	597	99.3%
State of residence	347	57.7%
Different state	250	41.6%
Born in Puerto Rico, U.S. Island areas, or born abroad to American parent(s)	2	0.3%
Foreign-born	2	0.3%
U.S. CITIZENSHIP STATUS		
Foreign-born population	2	2
Naturalized U.S. citizen	2	100.0%
Not a U.S. citizen	0	0.0%
YEAR OF ENTRY		
Population born outside the United States	4	4
Native	2	2
Entered 2010 or later	0	0.0%
Entered before 2010	2	100.0%
Foreign-born	2	2
Entered 2010 or later	0	0.0%
Entered before 2010	2	100.0%
WORLD REGION OF BIRTH OF FOREIGN-BORN		

Selected Social Characteristics		United States® Census Bureau
American Community Survey Data 2020-2024	Nichols village, New York	
Foreign-born population, excluding population born at sea	2	2
Europe	2	100.0%
Asia	0	0.0%
Africa	0	0.0%
Oceania	0	0.0%
Latin America	0	0.0%
Northern America	0	0.0%
LANGUAGE SPOKEN AT HOME		
Population 5 years and over	571	571
English only	547	95.8%
Language other than English	24	4.2%
Speak English less than "very well"	24	4.2%
Spanish	24	4.2%
Speak English less than "very well"	24	4.2%
Other Indo-European languages	0	0.0%
Speak English less than "very well"	0	0.0%
Asian and Pacific Islander languages	0	0.0%
Speak English less than "very well"	0	0.0%
Other languages	0	0.0%
Speak English less than "very well"	0	0.0%
ANCESTRY		
Total population	601	601
American	62	10.3%
Arab	2	0.3%
Czech	0	0.0%
Danish	0	0.0%
Dutch	4	0.7%
English	44	7.3%
French (except Basque)	2	0.3%
French Canadian	6	1.0%
German	47	7.8%
Greek	0	0.0%

Selected Social Characteristics		United States® Census Bureau
American Community Survey Data 2020-2024	Nichols village, New York	
Hungarian	0	0.0%
Irish	44	7.3%
Italian	75	12.5%
Lithuanian	8	1.3%
Norwegian	2	0.3%
Polish	53	8.8%
Portuguese	0	0.0%
Russian	13	2.2%
Scotch-Irish	39	6.5%
Scottish	23	3.8%
Slovak	0	0.0%
Subsaharan African	0	0.0%
Swedish	0	0.0%
Swiss	2	0.3%
Ukrainian	2	0.3%
Welsh	13	2.2%
West Indian (excluding Hispanic origin groups)	0	0.0%
COMPUTERS AND INTERNET USE		
Total households	214	214
With a computer	201	93.9%
With a broadband Internet subscription	196	91.6%