







Selected Housing Characteristics		
American Community Survey Data 2020-2024	Tioga town, Tioga County, New York	
Label	Estimate	Percent
HOUSING OCCUPANCY		
Total housing units	2,036	2,036
Occupied housing units	1,963	96.4%
Vacant housing units	73	3.6%
Homeowner vacancy rate	0.0	(X)
Rental vacancy rate	0.0	(X)
UNITS IN STRUCTURE		
Total housing units	2,036	2,036
1-unit, detached	1,303	64.0%
1-unit, attached	0	0.0%
2 units	153	7.5%
3 or 4 units	0	0.0%
5 to 9 units	32	1.6%
10 to 19 units	0	0.0%
20 or more units	0	0.0%
Mobile home	548	26.9%
Boat, RV, van, etc.	0	0.0%
YEAR STRUCTURE BUILT		
Total housing units	2,036	2,036
Built 2020 or later	51	2.5%
Built 2010 to 2019	304	14.9%
Built 2000 to 2009	134	6.6%
Built 1990 to 1999	132	6.5%
Built 1980 to 1989	259	12.7%
Built 1970 to 1979	541	26.6%
Built 1960 to 1969	105	5.2%
Built 1950 to 1959	103	5.1%
Built 1940 to 1949	30	1.5%
Built 1939 or earlier	377	18.5%
ROOMS		
Total housing units	2,036	2,036
1 room	70	3.4%
2 rooms	0	0.0%
3 rooms	55	2.7%
4 rooms	254	12.5%
5 rooms	675	33.2%
6 rooms	391	19.2%
7 rooms	185	9.1%
8 rooms	139	6.8%
9 rooms or more	267	13.1%


Selected Housing Characteristics		
American Community Survey Data 2020-2024	Tioga town, Tioga County, New York	
Median rooms	5.4	(X)
BEDROOMS		
Total housing units	2,036	2,036
No bedroom	70	3.4%
1 bedroom	18	0.9%
2 bedrooms	561	27.6%
3 bedrooms	1,115	54.8%
4 bedrooms	202	9.9%
5 or more bedrooms	70	3.4%
HOUSING TENURE		
Occupied housing units	1,963	1,963
Owner-occupied	1,720	87.6%
Renter-occupied	243	12.4%
Average household size of owner-occupied unit	2.18	(X)
Average household size of renter-occupied unit	2.45	(X)
YEAR HOUSEHOLDER MOVED INTO UNIT		
Occupied housing units	1,963	1,963
Moved in 2023 or later	27	1.4%
Moved in 2020 to 2022	346	17.6%
Moved in 2010 to 2019	659	33.6%
Moved in 2000 to 2009	241	12.3%
Moved in 1990 to 1999	239	12.2%
Moved in 1989 and earlier	451	23.0%
VEHICLES AVAILABLE		
Occupied housing units	1,963	1,963
No vehicles available	132	6.7%
1 vehicle available	521	26.5%
2 vehicles available	878	44.7%
3 or more vehicles available	432	22.0%
HOUSE HEATING FUEL		
Occupied housing units	1,963	1,963
Utility gas	425	21.7%
Bottled or tank gas (propane, butane, etc.)	471	24.0%
Electricity	215	11.0%
Fuel oil, kerosene, etc.	474	24.1%
Coal or coke	178	9.1%
Wood	187	9.5%


Selected Housing Characteristics		
American Community Survey Data 2020-2024	Tioga town, Tioga County, New York	
Solar energy	0	0.0%
Other fuel	13	0.7%
No fuel used	0	0.0%
SELECTED CHARACTERISTICS		
Occupied housing units	1,963	1,963
Lacking complete plumbing facilities	0	0.0%
Lacking complete kitchen facilities	0	0.0%
No telephone service available	15	0.8%
OCCUPANTS PER ROOM		
Occupied housing units	1,963	1,963
1.00 or less	1,944	99.0%
1.01 to 1.50	0	0.0%
1.51 or more	19	1.0%
VALUE		
Owner-occupied units	1,720	1,720
Less than \$50,000	336	19.5%
\$50,000 to \$99,999	341	19.8%
\$100,000 to \$149,999	259	15.1%
\$150,000 to \$199,999	403	23.4%
\$200,000 to \$299,999	270	15.7%
\$300,000 to \$499,999	90	5.2%
\$500,000 to \$999,999	21	1.2%
\$1,000,000 or more	0	0.0%
Median (dollars)	125,300	(X)
MORTGAGE STATUS		
Owner-occupied units	1,720	1,720
Housing units with a mortgage	797	46.3%
Housing units without a mortgage	923	53.7%
SELECTED MONTHLY OWNER COSTS (SMOC)		
Housing units with a mortgage	797	797
Less than \$500	0	0.0%
\$500 to \$999	184	23.1%
\$1,000 to \$1,499	351	44.0%
\$1,500 to \$1,999	164	20.6%
\$2,000 to \$2,499	52	6.5%


Selected Housing Characteristics		
American Community Survey Data 2020-2024	Tioga town, Tioga County, New York	
\$2,500 to \$2,999	46	5.8%
\$3,000 or more	0	0.0%
Median (dollars)	1,326	(X)
Housing units without a mortgage	923	923
Less than \$250	102	11.1%
\$250 to \$399	225	24.4%
\$400 to \$599	274	29.7%
\$600 to \$799	154	16.7%
\$800 to \$999	124	13.4%
\$1,000 or more	44	4.8%
Median (dollars)	469	(X)
SELECTED MONTHLY OWNER COSTS AS A PERCENTAGE OF HOUSEHOLD INCOME (SMOCAPI)		
Housing units with a mortgage (excluding units where SMOCAPI cannot be computed)	797	797
Less than 20.0 percent	528	66.2%
20.0 to 24.9 percent	69	8.7%
25.0 to 29.9 percent	52	6.5%
30.0 to 34.9 percent	35	4.4%
35.0 percent or more	113	14.2%
Not computed	0	(X)
Housing unit without a mortgage (excluding units where SMOCAPI cannot be computed)	923	923
Less than 10.0 percent	231	25.0%
10.0 to 14.9 percent	256	27.7%
15.0 to 19.9 percent	148	16.0%
20.0 to 24.9 percent	106	11.5%
25.0 to 29.9 percent	37	4.0%
30.0 to 34.9 percent	27	2.9%
35.0 percent or more	118	12.8%
Not computed	0	(X)
GROSS RENT		
Occupied units paying rent	243	243
Less than \$500	0	0.0%


Selected Housing Characteristics		
American Community Survey Data 2020-2024	Tioga town, Tioga County, New York	
\$500 to \$999	232	95.5%
\$1,000 to \$1,499	11	4.5%
\$1,500 to \$1,999	0	0.0%
\$2,000 to \$2,499	0	0.0%
\$2,500 to \$2,999	0	0.0%
\$3,000 or more	0	0.0%
Median (dollars)	847	(X)
No rent paid	0	(X)
GROSS RENT AS A PERCENTAGE OF HOUSEHOLD INCOME (GRAPI)		
Occupied units paying rent (excluding units where GRAPI cannot be computed)	243	243
Less than 15.0 percent	78	32.1%
15.0 to 19.9 percent	42	17.3%
20.0 to 24.9 percent	15	6.2%
25.0 to 29.9 percent	11	4.5%
30.0 to 34.9 percent	17	7.0%
35.0 percent or more	80	32.9%
Not computed	0	(X)


Selected Economic Characteristics		
American Community Survey Data 2020-2024	Tioga town, Tioga County, New York	
Label	Estimate	Percent
EMPLOYMENT STATUS		
Population 16 years and over	3,865	3,865
In labor force	2,357	61.0%
Civilian labor force	2,357	61.0%
Employed	2,113	54.7%
Unemployed	244	6.3%
Armed Forces	0	0.0%
Not in labor force	1,508	39.0%
Civilian labor force	2,357	2,357
Unemployment Rate	(X)	10.4%
Females 16 years and over	1,832	1,832
In labor force	1,040	56.8%
Civilian labor force	1,040	56.8%
Employed	944	51.5%
Own children of the householder under 6 years	68	68
All parents in family in labor force	68	100.0%
Own children of the householder 6 to 17 years	468	468
All parents in family in labor force	441	94.2%
COMMUTING TO WORK		
Workers 16 years and over	2,094	2,094
Car, truck, or van -- drove alone	1,865	89.1%
Car, truck, or van -- carpooled	39	1.9%
Public transportation	0	0.0%
Walked	22	1.1%
Other means	0	0.0%
Worked from home	168	8.0%
Mean travel time to work (minutes)	20.8	(X)
OCCUPATION		
Civilian employed population 16 years and over	2,113	2,113
Management, business, science, and arts occupations	723	34.2%
Service occupations	218	10.3%
Sales and office occupations	475	22.5%

Selected Economic Characteristics		
American Community Survey Data 2020-2024	Tioga town, Tioga County, New York	
Natural resources, construction, and maintenance occupations	325	15.4%
Production, transportation, and material moving occupations	372	17.6%
INDUSTRY		
Civilian employed population 16 years and over	2,113	2,113
Agriculture, forestry, fishing and hunting, and mining	15	0.7%
Construction	338	16.0%
Manufacturing	263	12.4%
Wholesale trade	51	2.4%
Retail trade	357	16.9%
Transportation and warehousing, and utilities	47	2.2%
Information	44	2.1%
Finance and insurance, and real estate and rental and leasing	142	6.7%
Professional, scientific, and management, and administrative and waste management services	251	11.9%
Educational services, and health care and social assistance	380	18.0%
Arts, entertainment, and recreation, and accommodation and food services	13	0.6%
Other services, except public administration	94	4.4%
Public administration	118	5.6%
CLASS OF WORKER		
Civilian employed population 16 years and over	2,113	2,113
Private wage and salary workers	1,720	81.4%
Government workers	296	14.0%


Selected Economic Characteristics		
American Community Survey Data 2020-2024	Tioga town, Tioga County, New York	
Self-employed in own not incorporated business workers	97	4.6%
Unpaid family workers	0	0.0%
INCOME AND BENEFITS (IN 2024 INFLATION-ADJUSTED DOLLARS)		
Total households	1,963	1,963
Less than \$10,000	30	1.5%
\$10,000 to \$14,999	99	5.0%
\$15,000 to \$24,999	234	11.9%
\$25,000 to \$34,999	143	7.3%
\$35,000 to \$49,999	266	13.6%
\$50,000 to \$74,999	256	13.0%
\$75,000 to \$99,999	422	21.5%
\$100,000 to \$149,999	283	14.4%
\$150,000 to \$199,999	147	7.5%
\$200,000 or more	83	4.2%
Median household income (dollars)	68,523	(X)
Mean household income (dollars)	94,123	(X)
With earnings	1,341	68.3%
Mean earnings (dollars)	107,442	(X)
With Social Security	727	37.0%
Mean Social Security income (dollars)	23,501	(X)
With retirement income	765	39.0%
Mean retirement income (dollars)	21,706	(X)
With Supplemental Security Income	133	6.8%
Mean Supplemental Security Income (dollars)	6,421	(X)
With cash public assistance income	135	6.9%
Mean cash public assistance income (dollars)	1,890	(X)
With Food Stamp/SNAP benefits in the past 12 months	286	14.6%
Families	1,247	1,247


Selected Economic Characteristics		
American Community Survey Data 2020-2024	Tioga town, Tioga County, New York	
Less than \$10,000	0	0.0%
\$10,000 to \$14,999	13	1.0%
\$15,000 to \$24,999	81	6.5%
\$25,000 to \$34,999	58	4.7%
\$35,000 to \$49,999	180	14.4%
\$50,000 to \$74,999	129	10.3%
\$75,000 to \$99,999	332	26.6%
\$100,000 to \$149,999	224	18.0%
\$150,000 to \$199,999	147	11.8%
\$200,000 or more	83	6.7%
Median family income (dollars)	84,013	(X)
Mean family income (dollars)	122,494	(X)
Per capita income (dollars)	42,382	(X)
Nonfamily households	716	716
Median nonfamily income (dollars)	37,833	(X)
Mean nonfamily income (dollars)	42,989	(X)
Median earnings for workers (dollars)	39,435	(X)
Median earnings for male full-time, year-round workers (dollars)	58,596	(X)
Median earnings for female full-time, year-round workers (dollars)	40,331	(X)
HEALTH INSURANCE COVERAGE		
Civilian noninstitutionalized population	4,348	4,348
With health insurance coverage	4,204	96.7%
With private health insurance	2,562	58.9%
With public coverage	2,350	54.0%
No health insurance coverage	144	3.3%
Civilian noninstitutionalized population under 19 years	617	617
No health insurance coverage	72	11.7%


Selected Economic Characteristics		
American Community Survey Data 2020-2024	Tioga town, Tioga County, New York	
Civilian noninstitutionalized population 19 to 64 years	2,725	2,725
In labor force:	2,149	2,149
Employed:	1,905	1,905
With health insurance coverage	1,833	96.2%
With private health insurance	1,398	73.4%
With public coverage	500	26.2%
No health insurance coverage	72	3.8%
Unemployed:	244	244
With health insurance coverage	244	100.0%
With private health insurance	106	43.4%
With public coverage	138	56.6%
No health insurance coverage	0	0.0%
Not in labor force:	576	576
With health insurance coverage	576	100.0%
With private health insurance	265	46.0%
With public coverage	451	78.3%
No health insurance coverage	0	0.0%
PERCENTAGE OF FAMILIES AND PEOPLE WHOSE INCOME IN THE PAST 12 MONTHS IS BELOW THE POVERTY LEVEL		
All families	(X)	5.5%
With related children of the householder under 18 years	(X)	16.2%
With related children of the householder under 5 years only	(X)	100.0%
Married couple families	(X)	3.1%
With related children of the householder under 18 years	(X)	15.3%


Selected Economic Characteristics		
American Community Survey Data 2020-2024	Tioga town, Tioga County, New York	
With related children of the householder under 5 years only	(X)	-
Families with female householder, no spouse present	(X)	11.3%
With related children of the householder under 18 years	(X)	0.0%
With related children of the householder under 5 years only	(X)	-
All people	(X)	11.3%
Under 18 years	(X)	11.5%
Related children of the householder under 18 years	(X)	11.5%
Related children of the householder under 5 years	(X)	36.4%
Related children of the householder 5 to 17 years	(X)	5.8%
18 years and over	(X)	11.3%
18 to 64 years	(X)	13.9%
65 years and over	(X)	4.3%
People in families	(X)	5.2%
Unrelated individuals 15 years and over	(X)	30.6%


Selected Demographic Characteristics		
American Community Survey Data 2020-2024	Tioga town, Tioga County, New York	
Label	Estimate	Percent
SEX AND AGE		
Total population	4,348	4,348
Male	2,310	53.1%
Female	2,038	46.9%
Sex ratio (males per 100 females)	113.3	(X)
Under 5 years	107	2.5%
5 to 9 years	63	1.4%
10 to 14 years	313	7.2%
15 to 19 years	236	5.4%
20 to 24 years	329	7.6%
25 to 34 years	545	12.5%
35 to 44 years	564	13.0%
45 to 54 years	584	13.4%
55 to 59 years	214	4.9%
60 to 64 years	387	8.9%
65 to 74 years	463	10.6%
75 to 84 years	411	9.5%
85 years and over	132	3.0%
Median age (years)	45.2	(X)
Under 18 years	575	13.2%
16 years and over	3,865	88.9%
18 years and over	3,773	86.8%
21 years and over	3,565	82.0%
62 years and over	1,297	29.8%
65 years and over	1,006	23.1%
18 years and over	3,773	3,773
Male	2,006	53.2%
Female	1,767	46.8%
Sex ratio (males per 100 females)	113.5	(X)
65 years and over	1,006	1,006
Male	523	52.0%
Female	483	48.0%
Sex ratio (males per 100 females)	108.3	(X)
RACE		
Total population	4,348	4,348
One race	4,210	96.8%
Two or More Races	138	3.2%


Selected Demographic Characteristics		
American Community Survey Data 2020-2024	Tioga town, Tioga County, New York	
One race	4,210	96.8%
White	4,138	95.2%
Egyptian	0	0.0%
English	650	14.9%
German	348	8.0%
Irish	235	5.4%
Italian	52	1.2%
Lebanese	14	0.3%
Other White	2,839	65.3%
Black or African American	0	0.0%
African American	0	0.0%
Ethiopian	0	0.0%
Haitian	0	0.0%
Jamaican	0	0.0%
Nigerian	0	0.0%
Somali	0	0.0%
Other Black or African American	0	0.0%
American Indian and Alaska Native	0	0.0%
Aztec	0	0.0%
Blackfeet Tribe of the Blackfeet Indian Reservation of Montana	0	0.0%
Maya	0	0.0%
Native Village of Barrow Inupiat Traditional Government	0	0.0%
Navajo Nation	0	0.0%
Nome Eskimo Community	0	0.0%
Other American Indian and Alaska Native	0	0.0%
Asian	0	0.0%
Asian Indian	0	0.0%
Chinese	0	0.0%
Filipino	0	0.0%
Japanese	0	0.0%
Korean	0	0.0%
Vietnamese	0	0.0%
Other Asian	0	0.0%


Selected Demographic Characteristics		
American Community Survey Data 2020-2024	Tioga town, Tioga County, New York	
Native Hawaiian and Other Pacific Islander	0	0.0%
Chamorro	0	0.0%
Native Hawaiian	0	0.0%
Samoan	0	0.0%
Other Native Hawaiian and Other Pacific Islander	0	0.0%
Some Other Race	72	1.7%
Two or More Races	138	3.2%
White and Black or African American	11	0.3%
White and American Indian and Alaska Native	0	0.0%
White and Asian	49	1.1%
White and Some Other Race	78	1.8%
Black or African American and American Indian and Alaska Native	0	0.0%
Black or African American and Some Other Race	0	0.0%
Race alone or in combination with one or more other races		
Total population	4,348	4,348
White	4,276	98.3%
Black or African American	11	0.3%
American Indian and Alaska Native	0	0.0%
Asian	49	1.1%
Native Hawaiian and Other Pacific Islander	0	0.0%
Some Other Race	150	3.4%
HISPANIC OR LATINO AND RACE		
Total population	4,348	4,348
Hispanic or Latino (of any race)	141	3.2%
Mexican	0	0.0%
Puerto Rican	72	1.7%
Cuban	22	0.5%
Other Hispanic or Latino	47	1.1%
Not Hispanic or Latino	4,207	96.8%


Selected Demographic Characteristics		
American Community Survey Data 2020-2024	Tioga town, Tioga County, New York	
White alone	4,080	93.8%
Black or African American alone	0	0.0%
American Indian and Alaska Native alone	0	0.0%
Asian alone	0	0.0%
Native Hawaiian and Other Pacific Islander alone	0	0.0%
Some Other Race alone	0	0.0%
Two or More Races	127	2.9%
Two races including Some Other Race	67	1.5%
Two races excluding Some Other Race, and three or more races	60	1.4%
Total housing units	2,036	(X)
CITIZEN, VOTING AGE POPULATION		
Citizen, 18 and over population	3,773	3,773
Male	2,006	53.2%
Female	1,767	46.8%


Selected Social Characteristics		
American Community Survey Data 2020-2024	Tioga town, Tioga County, New York	
Label	Estimate	Percent
HOUSEHOLDS BY TYPE		
Total households	1,963	1,963
Married-couple household	868	44.2%
With children of the householder under 18 years	177	9.0%
Cohabiting couple household	250	12.7%
With children of the householder under 18 years	81	4.1%
Male householder, no spouse/partner present	366	18.6%
With children of the householder under 18 years	0	0.0%
Householder living alone	208	10.6%
65 years and over	162	8.3%
Female householder, no spouse/partner present	479	24.4%
With children of the householder under 18 years	58	3.0%
Householder living alone	322	16.4%
65 years and over	138	7.0%
Households with one or more people under 18 years	345	17.6%
Households with one or more people 65 years and over	745	38.0%
Average household size	2.21	(X)
Average family size	2.65	(X)
RELATIONSHIP		
Population in households	4,348	4,348
Householder	1,963	45.1%
Spouse	913	21.0%
Unmarried partner	213	4.9%
Child	981	22.6%
Other relatives	162	3.7%
Other nonrelatives	116	2.7%
MARITAL STATUS		
Males 15 years and over	2,033	2,033
Never married	810	39.8%
Now married, except separated	921	45.3%

Selected Social Characteristics		
American Community Survey Data 2020-2024	Tioga town, Tioga County, New York	
Separated	23	1.1%
Widowed	86	4.2%
Divorced	193	9.5%
Females 15 years and over	1,832	1,832
Never married	437	23.9%
Now married, except separated	883	48.2%
Separated	38	2.1%
Widowed	204	11.1%
Divorced	270	14.7%
FERTILITY		
Number of women 15 to 50 years old who had a birth in the past 12 months	11	11
Unmarried women (widowed, divorced, and never married)	0	0.0%
Per 1,000 unmarried women	0	(X)
Per 1,000 women 15 to 50 years old	11	(X)
Per 1,000 women 15 to 19 years old	0	(X)
Per 1,000 women 20 to 34 years old	43	(X)
Per 1,000 women 35 to 50 years old	0	(X)
GRANDPARENTS		
Number of grandparents living with own grandchildren under 18 years	29	29
Grandparents responsible for grandchildren	29	100.0%
Years responsible for grandchildren		
Less than 1 year	0	0.0%
1 or 2 years	29	100.0%
3 or 4 years	0	0.0%
5 or more years	0	0.0%

Selected Social Characteristics		
American Community Survey Data 2020-2024	Tioga town, Tioga County, New York	
Number of grandparents responsible for own grandchildren under 18 years	29	29
Who are female	0	0.0%
Who are married	0	0.0%
SCHOOL ENROLLMENT		
Population 3 years and over enrolled in school	595	595
Nursery school, preschool	0	0.0%
Kindergarten	13	2.2%
Elementary school (grades 1-8)	218	36.6%
High school (grades 9-12)	231	38.8%
College or graduate school	133	22.4%
EDUCATIONAL ATTAINMENT		
Population 25 years and over	3,300	3,300
Less than 9th grade	55	1.7%
9th to 12th grade, no diploma	153	4.6%
High school graduate (includes equivalency)	1,618	49.0%
Some college, no degree	682	20.7%
Associate's degree	352	10.7%
Bachelor's degree	280	8.5%
Graduate or professional degree	160	4.8%
High school graduate or higher	3,092	93.7%
Bachelor's degree or higher	440	13.3%
VETERAN STATUS		
Civilian population 18 years and over	3,773	3,773
Civilian veterans	390	10.3%
DISABILITY STATUS OF THE CIVILIAN NONINSTITUTIONALIZED POPULATION		
Total Civilian Noninstitutionalized Population	4,348	4,348
With a disability	744	17.1%
Under 18 years	575	575

Selected Social Characteristics		
American Community Survey Data 2020-2024	Tioga town, Tioga County, New York	
With a disability	0	0.0%
18 to 64 years	2,767	2,767
With a disability	545	19.7%
65 years and over	1,006	1,006
With a disability	199	19.8%
RESIDENCE 1 YEAR AGO		
Population 1 year and over	4,333	4,333
Same house	4,159	96.0%
Different house (in the U.S. or abroad)	174	4.0%
Different house in the U.S.	174	4.0%
Same county	66	1.5%
Different county	108	2.5%
Same state	0	0.0%
Different state	108	2.5%
Abroad	0	0.0%
PLACE OF BIRTH		
Total population	4,348	4,348
Native	4,337	99.7%
Born in United States	4,251	97.8%
State of residence	3,094	71.2%
Different state	1,157	26.6%
Born in Puerto Rico, U.S. Island areas, or born abroad to American parent(s)	86	2.0%
Foreign-born	11	0.3%
U.S. CITIZENSHIP STATUS		
Foreign-born population	11	11
Naturalized U.S. citizen	11	100.0%
Not a U.S. citizen	0	0.0%
YEAR OF ENTRY		
Population born outside the United States	97	97
Native	86	86
Entered 2010 or later	44	51.2%
Entered before 2010	42	48.8%
Foreign-born	11	11
Entered 2010 or later	0	0.0%
Entered before 2010	11	100.0%
WORLD REGION OF BIRTH OF FOREIGN-BORN		

Selected Social Characteristics		
American Community Survey Data 2020-2024	Tioga town, Tioga County, New York	
Foreign-born population, excluding population born at sea	11	11
Europe	11	100.0%
Asia	0	0.0%
Africa	0	0.0%
Oceania	0	0.0%
Latin America	0	0.0%
Northern America	0	0.0%
LANGUAGE SPOKEN AT HOME		
Population 5 years and over	4,241	4,241
English only	4,241	100.0%
Language other than English	0	0.0%
Speak English less than "very well"	0	0.0%
Spanish	0	0.0%
Speak English less than "very well"	0	0.0%
Other Indo-European languages	0	0.0%
Speak English less than "very well"	0	0.0%
Asian and Pacific Islander languages	0	0.0%
Speak English less than "very well"	0	0.0%
Other languages	0	0.0%
Speak English less than "very well"	0	0.0%
ANCESTRY		
Total population	4,348	4,348
American	334	7.7%
Arab	14	0.3%
Czech	0	0.0%
Danish	0	0.0%
Dutch	32	0.7%
English	638	14.7%
French (except Basque)	106	2.4%
French Canadian	110	2.5%
German	737	17.0%
Greek	46	1.1%

Selected Social Characteristics		
American Community Survey Data 2020-2024	Tioga town, Tioga County, New York	
Hungarian	135	3.1%
Irish	663	15.2%
Italian	155	3.6%
Lithuanian	0	0.0%
Norwegian	56	1.3%
Polish	154	3.5%
Portuguese	0	0.0%
Russian	17	0.4%
Scotch-Irish	19	0.4%
Scottish	87	2.0%
Slovak	0	0.0%
Subsaharan African	72	1.7%
Swedish	0	0.0%
Swiss	0	0.0%
Ukrainian	0	0.0%
Welsh	59	1.4%
West Indian (excluding Hispanic origin groups)	0	0.0%
COMPUTERS AND INTERNET USE		
Total households	1,963	1,963
With a computer	1,700	86.6%
With a broadband Internet subscription	1,640	83.5%