


Selected Housing Characteristics		United States® Census Bureau
American Community Survey Data 2020-2024	Nichols town, Tioga County, New York	
Label	Estimate	Percent
HOUSING OCCUPANCY		
Total housing units	1,069	1,069
Occupied housing units	1,028	96.2%
Vacant housing units	41	3.8%
Homeowner vacancy rate	0.0	(X)
Rental vacancy rate	0.0	(X)
UNITS IN STRUCTURE		
Total housing units	1,069	1,069
1-unit, detached	895	83.7%
1-unit, attached	2	0.2%
2 units	9	0.8%
3 or 4 units	28	2.6%
5 to 9 units	2	0.2%
10 to 19 units	7	0.7%
20 or more units	0	0.0%
Mobile home	113	10.6%
Boat, RV, van, etc.	13	1.2%
YEAR STRUCTURE BUILT		
Total housing units	1,069	1,069
Built 2020 or later	15	1.4%
Built 2010 to 2019	41	3.8%
Built 2000 to 2009	151	14.1%
Built 1990 to 1999	91	8.5%
Built 1980 to 1989	36	3.4%
Built 1970 to 1979	148	13.8%
Built 1960 to 1969	63	5.9%
Built 1950 to 1959	200	18.7%
Built 1940 to 1949	32	3.0%
Built 1939 or earlier	292	27.3%
ROOMS		
Total housing units	1,069	1,069
1 room	14	1.3%
2 rooms	15	1.4%
3 rooms	38	3.6%
4 rooms	52	4.9%
5 rooms	240	22.5%
6 rooms	219	20.5%
7 rooms	126	11.8%
8 rooms	131	12.3%
9 rooms or more	234	21.9%


Selected Housing Characteristics		United States® Census Bureau
American Community Survey Data 2020-2024	Nichols town, Tioga County, New York	
Median rooms	6.3	(X)
BEDROOMS		
Total housing units	1,069	1,069
No bedroom	14	1.3%
1 bedroom	81	7.6%
2 bedrooms	166	15.5%
3 bedrooms	559	52.3%
4 bedrooms	206	19.3%
5 or more bedrooms	43	4.0%
HOUSING TENURE		
Occupied housing units	1,028	1,028
Owner-occupied	810	78.8%
Renter-occupied	218	21.2%
Average household size of owner-occupied unit	2.74	(X)
Average household size of renter-occupied unit	2.41	(X)
YEAR HOUSEHOLDER MOVED INTO UNIT		
Occupied housing units	1,028	1,028
Moved in 2023 or later	6	0.6%
Moved in 2020 to 2022	134	13.0%
Moved in 2010 to 2019	448	43.6%
Moved in 2000 to 2009	195	19.0%
Moved in 1990 to 1999	100	9.7%
Moved in 1989 and earlier	145	14.1%
VEHICLES AVAILABLE		
Occupied housing units	1,028	1,028
No vehicles available	80	7.8%
1 vehicle available	229	22.3%
2 vehicles available	363	35.3%
3 or more vehicles available	356	34.6%
HOUSE HEATING FUEL		
Occupied housing units	1,028	1,028
Utility gas	45	4.4%
Bottled or tank gas (propane, butane, etc.)	320	31.1%
Electricity	68	6.6%
Fuel oil, kerosene, etc.	465	45.2%
Coal or coke	21	2.0%
Wood	82	8.0%


Selected Housing Characteristics		United States® Census Bureau
American Community Survey Data 2020-2024	Nichols town, Tioga County, New York	
Solar energy	0	0.0%
Other fuel	23	2.2%
No fuel used	4	0.4%
SELECTED CHARACTERISTICS		
Occupied housing units	1,028	1,028
Lacking complete plumbing facilities	4	0.4%
Lacking complete kitchen facilities	0	0.0%
No telephone service available	0	0.0%
OCCUPANTS PER ROOM		
Occupied housing units	1,028	1,028
1.00 or less	1,028	100.0%
1.01 to 1.50	0	0.0%
1.51 or more	0	0.0%
VALUE		
Owner-occupied units	810	810
Less than \$50,000	64	7.9%
\$50,000 to \$99,999	169	20.9%
\$100,000 to \$149,999	184	22.7%
\$150,000 to \$199,999	160	19.8%
\$200,000 to \$299,999	174	21.5%
\$300,000 to \$499,999	59	7.3%
\$500,000 to \$999,999	0	0.0%
\$1,000,000 or more	0	0.0%
Median (dollars)	145,200	(X)
MORTGAGE STATUS		
Owner-occupied units	810	810
Housing units with a mortgage	371	45.8%
Housing units without a mortgage	439	54.2%
SELECTED MONTHLY OWNER COSTS (SMOC)		
Housing units with a mortgage	371	371
Less than \$500	0	0.0%
\$500 to \$999	51	13.7%
\$1,000 to \$1,499	207	55.8%
\$1,500 to \$1,999	83	22.4%
\$2,000 to \$2,499	15	4.0%


Selected Housing Characteristics		United States® Census Bureau
American Community Survey Data 2020-2024	Nichols town, Tioga County, New York	
\$2,500 to \$2,999	15	4.0%
\$3,000 or more	0	0.0%
Median (dollars)	1,332	(X)
Housing units without a mortgage	439	439
Less than \$250	9	2.1%
\$250 to \$399	109	24.8%
\$400 to \$599	149	33.9%
\$600 to \$799	86	19.6%
\$800 to \$999	46	10.5%
\$1,000 or more	40	9.1%
Median (dollars)	518	(X)
SELECTED MONTHLY OWNER COSTS AS A PERCENTAGE OF HOUSEHOLD INCOME (SMOCAPI)		
Housing units with a mortgage (excluding units where SMOCAPI cannot be computed)	371	371
Less than 20.0 percent	221	59.6%
20.0 to 24.9 percent	94	25.3%
25.0 to 29.9 percent	23	6.2%
30.0 to 34.9 percent	17	4.6%
35.0 percent or more	16	4.3%
Not computed	0	(X)
Housing unit without a mortgage (excluding units where SMOCAPI cannot be computed)	439	439
Less than 10.0 percent	197	44.9%
10.0 to 14.9 percent	119	27.1%
15.0 to 19.9 percent	39	8.9%
20.0 to 24.9 percent	24	5.5%
25.0 to 29.9 percent	16	3.6%
30.0 to 34.9 percent	5	1.1%
35.0 percent or more	39	8.9%
Not computed	0	(X)
GROSS RENT		
Occupied units paying rent	153	153
Less than \$500	5	3.3%

Selected Housing Characteristics		United States® Census Bureau
American Community Survey Data 2020-2024	Nichols town, Tioga County, New York	
\$500 to \$999	41	26.8%
\$1,000 to \$1,499	92	60.1%
\$1,500 to \$1,999	15	9.8%
\$2,000 to \$2,499	0	0.0%
\$2,500 to \$2,999	0	0.0%
\$3,000 or more	0	0.0%
Median (dollars)	1,263	(X)
No rent paid	65	(X)
GROSS RENT AS A PERCENTAGE OF HOUSEHOLD INCOME (GRAPI)		
Occupied units paying rent (excluding units where GRAPI cannot be computed)	152	152
Less than 15.0 percent	43	28.3%
15.0 to 19.9 percent	29	19.1%
20.0 to 24.9 percent	48	31.6%
25.0 to 29.9 percent	0	0.0%
30.0 to 34.9 percent	10	6.6%
35.0 percent or more	22	14.5%
Not computed	66	(X)


Selected Economic Characteristics		
American Community Survey Data 2020-2024	Nichols town, Tioga County, New York	
Label	Estimate	Percent
EMPLOYMENT STATUS		
Population 16 years and over	2,111	2,111
In labor force	1,291	61.2%
Civilian labor force	1,291	61.2%
Employed	1,245	59.0%
Unemployed	46	2.2%
Armed Forces	0	0.0%
Not in labor force	820	38.8%
Civilian labor force	1,291	1,291
Unemployment Rate	(X)	3.6%
Females 16 years and over	1,008	1,008
In labor force	596	59.1%
Civilian labor force	596	59.1%
Employed	563	55.9%
Own children of the householder under 6 years	92	92
All parents in family in labor force	62	67.4%
Own children of the householder 6 to 17 years	536	536
All parents in family in labor force	434	81.0%
COMMUTING TO WORK		
Workers 16 years and over	1,238	1,238
Car, truck, or van -- drove alone	1,039	83.9%
Car, truck, or van -- carpooled	77	6.2%
Public transportation	0	0.0%
Walked	29	2.3%
Other means	16	1.3%
Worked from home	77	6.2%
Mean travel time to work (minutes)	21.9	(X)
OCCUPATION		
Civilian employed population 16 years and over	1,245	1,245
Management, business, science, and arts occupations	310	24.9%
Service occupations	191	15.3%
Sales and office occupations	237	19.0%


Selected Economic Characteristics		
American Community Survey Data 2020-2024	Nichols town, Tioga County, New York	
Natural resources, construction, and maintenance occupations	167	13.4%
Production, transportation, and material moving occupations	340	27.3%
INDUSTRY		
Civilian employed population 16 years and over	1,245	1,245
Agriculture, forestry, fishing and hunting, and mining	59	4.7%
Construction	118	9.5%
Manufacturing	132	10.6%
Wholesale trade	49	3.9%
Retail trade	208	16.7%
Transportation and warehousing, and utilities	81	6.5%
Information	12	1.0%
Finance and insurance, and real estate and rental and leasing	52	4.2%
Professional, scientific, and management, and administrative and waste management services	88	7.1%
Educational services, and health care and social assistance	215	17.3%
Arts, entertainment, and recreation, and accommodation and food services	112	9.0%
Other services, except public administration	111	8.9%
Public administration	8	0.6%
CLASS OF WORKER		
Civilian employed population 16 years and over	1,245	1,245
Private wage and salary workers	925	74.3%
Government workers	190	15.3%


Selected Economic Characteristics		
American Community Survey Data 2020-2024	Nichols town, Tioga County, New York	
Self-employed in own not incorporated business workers	130	10.4%
Unpaid family workers	0	0.0%
INCOME AND BENEFITS (IN 2024 INFLATION-ADJUSTED DOLLARS)		
Total households	1,028	1,028
Less than \$10,000	18	1.8%
\$10,000 to \$14,999	18	1.8%
\$15,000 to \$24,999	25	2.4%
\$25,000 to \$34,999	59	5.7%
\$35,000 to \$49,999	123	12.0%
\$50,000 to \$74,999	218	21.2%
\$75,000 to \$99,999	214	20.8%
\$100,000 to \$149,999	185	18.0%
\$150,000 to \$199,999	53	5.2%
\$200,000 or more	115	11.2%
Median household income (dollars)	81,591	(X)
Mean household income (dollars)	100,583	(X)
With earnings	771	75.0%
Mean earnings (dollars)	103,285	(X)
With Social Security	379	36.9%
Mean Social Security income (dollars)	25,944	(X)
With retirement income	334	32.5%
Mean retirement income (dollars)	27,721	(X)
With Supplemental Security Income	94	9.1%
Mean Supplemental Security Income (dollars)	12,284	(X)
With cash public assistance income	15	1.5%
Mean cash public assistance income (dollars)	3,160	(X)
With Food Stamp/SNAP benefits in the past 12 months	149	14.5%
Families	780	780


Selected Economic Characteristics		
American Community Survey Data 2020-2024	Nichols town, Tioga County, New York	
Less than \$10,000	15	1.9%
\$10,000 to \$14,999	4	0.5%
\$15,000 to \$24,999	6	0.8%
\$25,000 to \$34,999	31	4.0%
\$35,000 to \$49,999	94	12.1%
\$50,000 to \$74,999	155	19.9%
\$75,000 to \$99,999	171	21.9%
\$100,000 to \$149,999	136	17.4%
\$150,000 to \$199,999	53	6.8%
\$200,000 or more	115	14.7%
Median family income (dollars)	83,900	(X)
Mean family income (dollars)	109,359	(X)
Per capita income (dollars)	36,409	(X)
Nonfamily households	248	248
Median nonfamily income (dollars)	44,167	(X)
Mean nonfamily income (dollars)	49,181	(X)
Median earnings for workers (dollars)	47,642	(X)
Median earnings for male full-time, year-round workers (dollars)	59,766	(X)
Median earnings for female full-time, year-round workers (dollars)	52,212	(X)
HEALTH INSURANCE COVERAGE		
Civilian noninstitutionalized population	2,741	2,741
With health insurance coverage	2,678	97.7%
With private health insurance	1,987	72.5%
With public coverage	1,196	43.6%
No health insurance coverage	63	2.3%
Civilian noninstitutionalized population under 19 years	708	708
No health insurance coverage	18	2.5%

Selected Economic Characteristics		United States® Census Bureau
American Community Survey Data 2020-2024	Nichols town, Tioga County, New York	
Civilian noninstitutionalized population 19 to 64 years	1,532	1,532
In labor force:	1,206	1,206
Employed:	1,162	1,162
With health insurance coverage	1,142	98.3%
With private health insurance	965	83.0%
With public coverage	235	20.2%
No health insurance coverage	20	1.7%
Unemployed:	44	44
With health insurance coverage	19	43.2%
With private health insurance	15	34.1%
With public coverage	4	9.1%
No health insurance coverage	25	56.8%
Not in labor force:	326	326
With health insurance coverage	326	100.0%
With private health insurance	157	48.2%
With public coverage	216	66.3%
No health insurance coverage	0	0.0%
PERCENTAGE OF FAMILIES AND PEOPLE WHOSE INCOME IN THE PAST 12 MONTHS IS BELOW THE POVERTY LEVEL		
All families	(X)	2.4%
With related children of the householder under 18 years	(X)	4.0%
With related children of the householder under 5 years only	(X)	0.0%
Married couple families	(X)	0.7%
With related children of the householder under 18 years	(X)	0.0%

Selected Economic Characteristics		
American Community Survey Data 2020-2024	Nichols town, Tioga County, New York	
With related children of the householder under 5 years only	(X)	0.0%
Families with female householder, no spouse present	(X)	11.8%
With related children of the householder under 18 years	(X)	17.0%
With related children of the householder under 5 years only	(X)	0.0%
All people	(X)	4.9%
Under 18 years	(X)	1.9%
Related children of the householder under 18 years	(X)	1.9%
Related children of the householder under 5 years	(X)	0.0%
Related children of the householder 5 to 17 years	(X)	2.2%
18 years and over	(X)	5.9%
18 to 64 years	(X)	6.0%
65 years and over	(X)	5.8%
People in families	(X)	2.3%
Unrelated individuals 15 years and over	(X)	18.9%


Selected Demographic Characteristics		
American Community Survey Data 2020-2024	Nichols town, Tioga County, New York	
Label	Estimate	Percent
SEX AND AGE		
Total population	2,741	2,741
Male	1,340	48.9%
Female	1,401	51.1%
Sex ratio (males per 100 females)	95.6	(X)
Under 5 years	94	3.4%
5 to 9 years	195	7.1%
10 to 14 years	248	9.0%
15 to 19 years	189	6.9%
20 to 24 years	107	3.9%
25 to 34 years	369	13.5%
35 to 44 years	381	13.9%
45 to 54 years	263	9.6%
55 to 59 years	256	9.3%
60 to 64 years	138	5.0%
65 to 74 years	211	7.7%
75 to 84 years	205	7.5%
85 years and over	85	3.1%
Median age (years)	38.7	(X)
Under 18 years	697	25.4%
16 years and over	2,111	77.0%
18 years and over	2,044	74.6%
21 years and over	1,980	72.2%
62 years and over	568	20.7%
65 years and over	501	18.3%
18 years and over	2,044	2,044
Male	1,068	52.3%
Female	976	47.7%
Sex ratio (males per 100 females)	109.4	(X)
65 years and over	501	501
Male	278	55.5%
Female	223	44.5%
Sex ratio (males per 100 females)	124.7	(X)
RACE		
Total population	2,741	2,741
One race	2,695	98.3%
Two or More Races	46	1.7%


Selected Demographic Characteristics		
American Community Survey Data 2020-2024	Nichols town, Tioga County, New York	
One race	2,695	98.3%
White	2,692	98.2%
Egyptian	0	0.0%
English	383	14.0%
German	220	8.0%
Irish	142	5.2%
Italian	44	1.6%
Lebanese	2	0.1%
Other White	1,901	69.4%
Black or African American	0	0.0%
African American	0	0.0%
Ethiopian	0	0.0%
Haitian	0	0.0%
Jamaican	0	0.0%
Nigerian	0	0.0%
Somali	0	0.0%
Other Black or African American	0	0.0%
American Indian and Alaska Native	3	0.1%
Aztec	0	0.0%
Blackfeet Tribe of the Blackfeet Indian Reservation of Montana	0	0.0%
Maya	0	0.0%
Native Village of Barrow Inupiat Traditional Government	0	0.0%
Navajo Nation	0	0.0%
Nome Eskimo Community	0	0.0%
Other American Indian and Alaska Native	3	0.1%
Asian	0	0.0%
Asian Indian	0	0.0%
Chinese	0	0.0%
Filipino	0	0.0%
Japanese	0	0.0%
Korean	0	0.0%
Vietnamese	0	0.0%
Other Asian	0	0.0%


Selected Demographic Characteristics		
American Community Survey Data 2020-2024	Nichols town, Tioga County, New York	
Native Hawaiian and Other Pacific Islander	0	0.0%
Chamorro	0	0.0%
Native Hawaiian	0	0.0%
Samoan	0	0.0%
Other Native Hawaiian and Other Pacific Islander	0	0.0%
Some Other Race	0	0.0%
Two or More Races	46	1.7%
White and Black or African American	4	0.1%
White and American Indian and Alaska Native	12	0.4%
White and Asian	0	0.0%
White and Some Other Race	30	1.1%
Black or African American and American Indian and Alaska Native	0	0.0%
Black or African American and Some Other Race	0	0.0%
Race alone or in combination with one or more other races		
Total population	2,741	2,741
White	2,738	99.9%
Black or African American	4	0.1%
American Indian and Alaska Native	15	0.5%
Asian	0	0.0%
Native Hawaiian and Other Pacific Islander	0	0.0%
Some Other Race	30	1.1%
HISPANIC OR LATINO AND RACE		
Total population	2,741	2,741
Hispanic or Latino (of any race)	2	0.1%
Mexican	0	0.0%
Puerto Rican	0	0.0%
Cuban	0	0.0%
Other Hispanic or Latino	2	0.1%
Not Hispanic or Latino	2,739	99.9%


Selected Demographic Characteristics		United States® Census Bureau
American Community Survey Data 2020-2024	Nichols town, Tioga County, New York	
White alone	2,692	98.2%
Black or African American alone	0	0.0%
American Indian and Alaska Native alone	3	0.1%
Asian alone	0	0.0%
Native Hawaiian and Other Pacific Islander alone	0	0.0%
Some Other Race alone	0	0.0%
Two or More Races	44	1.6%
Two races including Some Other Race	28	1.0%
Two races excluding Some Other Race, and three or more races	16	0.6%
Total housing units	1,069	(X)
CITIZEN, VOTING AGE POPULATION		
Citizen, 18 and over population	2,016	2,016
Male	1,055	52.3%
Female	961	47.7%


Selected Social Characteristics		
American Community Survey Data 2020-2024	Nichols town, Tioga County, New York	
Label	Estimate	Percent
HOUSEHOLDS BY TYPE		
Total households	1,028	1,028
Married-couple household	546	53.1%
With children of the householder under 18 years	190	18.5%
Cohabiting couple household	150	14.6%
With children of the householder under 18 years	87	8.5%
Male householder, no spouse/partner present	169	16.4%
With children of the householder under 18 years	14	1.4%
Householder living alone	110	10.7%
65 years and over	76	7.4%
Female householder, no spouse/partner present	163	15.9%
With children of the householder under 18 years	39	3.8%
Householder living alone	69	6.7%
65 years and over	38	3.7%
Households with one or more people under 18 years	374	36.4%
Households with one or more people 65 years and over	357	34.7%
Average household size	2.67	(X)
Average family size	2.97	(X)
RELATIONSHIP		
Population in households	2,741	2,741
Householder	1,028	37.5%
Spouse	529	19.3%
Unmarried partner	135	4.9%
Child	766	27.9%
Other relatives	240	8.8%
Other nonrelatives	43	1.6%
MARITAL STATUS		
Males 15 years and over	1,164	1,164
Never married	326	28.0%
Now married, except separated	576	49.5%

Selected Social Characteristics		
American Community Survey Data 2020-2024	Nichols town, Tioga County, New York	
Separated	47	4.0%
Widowed	72	6.2%
Divorced	143	12.3%
Females 15 years and over	1,040	1,040
Never married	232	22.3%
Now married, except separated	549	52.8%
Separated	15	1.4%
Widowed	81	7.8%
Divorced	163	15.7%
FERTILITY		
Number of women 15 to 50 years old who had a birth in the past 12 months	12	12
Unmarried women (widowed, divorced, and never married)	3	25.0%
Per 1,000 unmarried women	9	(X)
Per 1,000 women 15 to 50 years old	21	(X)
Per 1,000 women 15 to 19 years old	0	(X)
Per 1,000 women 20 to 34 years old	54	(X)
Per 1,000 women 35 to 50 years old	0	(X)
GRANDPARENTS		
Number of grandparents living with own grandchildren under 18 years	44	44
Grandparents responsible for grandchildren	28	63.6%
Years responsible for grandchildren		
Less than 1 year	0	0.0%
1 or 2 years	12	27.3%
3 or 4 years	0	0.0%
5 or more years	16	36.4%

Selected Social Characteristics		
American Community Survey Data 2020-2024	Nichols town, Tioga County, New York	
Number of grandparents responsible for own grandchildren under 18 years	28	28
Who are female	11	39.3%
Who are married	23	82.1%
SCHOOL ENROLLMENT		
Population 3 years and over enrolled in school	674	674
Nursery school, preschool	30	4.5%
Kindergarten	38	5.6%
Elementary school (grades 1-8)	372	55.2%
High school (grades 9-12)	173	25.7%
College or graduate school	61	9.1%
EDUCATIONAL ATTAINMENT		
Population 25 years and over	1,908	1,908
Less than 9th grade	73	3.8%
9th to 12th grade, no diploma	150	7.9%
High school graduate (includes equivalency)	859	45.0%
Some college, no degree	306	16.0%
Associate's degree	149	7.8%
Bachelor's degree	226	11.8%
Graduate or professional degree	145	7.6%
High school graduate or higher	1,685	88.3%
Bachelor's degree or higher	371	19.4%
VETERAN STATUS		
Civilian population 18 years and over	2,044	2,044
Civilian veterans	251	12.3%
DISABILITY STATUS OF THE CIVILIAN NONINSTITUTIONALIZED POPULATION		
Total Civilian Noninstitutionalized Population	2,741	2,741
With a disability	550	20.1%
Under 18 years	697	697

Selected Social Characteristics		
American Community Survey Data 2020-2024	Nichols town, Tioga County, New York	
With a disability	60	8.6%
18 to 64 years	1,543	1,543
With a disability	241	15.6%
65 years and over	501	501
With a disability	249	49.7%
RESIDENCE 1 YEAR AGO		
Population 1 year and over	2,726	2,726
Same house	2,426	89.0%
Different house (in the U.S. or abroad)	300	11.0%
Different house in the U.S.	300	11.0%
Same county	128	4.7%
Different county	172	6.3%
Same state	107	3.9%
Different state	65	2.4%
Abroad	0	0.0%
PLACE OF BIRTH		
Total population	2,741	2,741
Native	2,709	98.8%
Born in United States	2,707	98.8%
State of residence	1,667	60.8%
Different state	1,040	37.9%
Born in Puerto Rico, U.S. Island areas, or born abroad to American parent(s)	2	0.1%
Foreign-born	32	1.2%
U.S. CITIZENSHIP STATUS		
Foreign-born population	32	32
Naturalized U.S. citizen	4	12.5%
Not a U.S. citizen	28	87.5%
YEAR OF ENTRY		
Population born outside the United States	34	34
Native	2	2
Entered 2010 or later	0	0.0%
Entered before 2010	2	100.0%
Foreign-born	32	32
Entered 2010 or later	28	87.5%
Entered before 2010	4	12.5%
WORLD REGION OF BIRTH OF FOREIGN-BORN		

Selected Social Characteristics		
American Community Survey Data 2020-2024	Nichols town, Tioga County, New York	
Foreign-born population, excluding population born at sea	32	32
Europe	4	12.5%
Asia	0	0.0%
Africa	0	0.0%
Oceania	0	0.0%
Latin America	0	0.0%
Northern America	28	87.5%
LANGUAGE SPOKEN AT HOME		
Population 5 years and over	2,647	2,647
English only	2,568	97.0%
Language other than English	79	3.0%
Speak English less than "very well"	33	1.2%
Spanish	26	1.0%
Speak English less than "very well"	24	0.9%
Other Indo-European languages	53	2.0%
Speak English less than "very well"	9	0.3%
Asian and Pacific Islander languages	0	0.0%
Speak English less than "very well"	0	0.0%
Other languages	0	0.0%
Speak English less than "very well"	0	0.0%
ANCESTRY		
Total population	2,741	2,741
American	145	5.3%
Arab	2	0.1%
Czech	16	0.6%
Danish	0	0.0%
Dutch	82	3.0%
English	469	17.1%
French (except Basque)	30	1.1%
French Canadian	39	1.4%
German	400	14.6%
Greek	0	0.0%

Selected Social Characteristics		
American Community Survey Data 2020-2024	Nichols town, Tioga County, New York	
Hungarian	0	0.0%
Irish	420	15.3%
Italian	118	4.3%
Lithuanian	13	0.5%
Norwegian	10	0.4%
Polish	80	2.9%
Portuguese	0	0.0%
Russian	50	1.8%
Scotch-Irish	64	2.3%
Scottish	71	2.6%
Slovak	66	2.4%
Subsaharan African	0	0.0%
Swedish	67	2.4%
Swiss	6	0.2%
Ukrainian	2	0.1%
Welsh	96	3.5%
West Indian (excluding Hispanic origin groups)	0	0.0%
COMPUTERS AND INTERNET USE		
Total households	1,028	1,028
With a computer	911	88.6%
With a broadband Internet subscription	861	83.8%