




Selected Housing Characteristics		
American Community Survey Data 2020-2024	Berkshire town, Tioga County, New York	
Label	Estimate	Percent
HOUSING OCCUPANCY		
Total housing units	533	533
Occupied housing units	442	82.9%
Vacant housing units	91	17.1%
Homeowner vacancy rate	0.0	(X)
Rental vacancy rate	0.0	(X)
UNITS IN STRUCTURE		
Total housing units	533	533
1-unit, detached	374	70.2%
1-unit, attached	0	0.0%
2 units	7	1.3%
3 or 4 units	37	6.9%
5 to 9 units	0	0.0%
10 to 19 units	0	0.0%
20 or more units	0	0.0%
Mobile home	115	21.6%
Boat, RV, van, etc.	0	0.0%
YEAR STRUCTURE BUILT		
Total housing units	533	533
Built 2020 or later	5	0.9%
Built 2010 to 2019	20	3.8%
Built 2000 to 2009	26	4.9%
Built 1990 to 1999	96	18.0%
Built 1980 to 1989	40	7.5%
Built 1970 to 1979	97	18.2%
Built 1960 to 1969	39	7.3%
Built 1950 to 1959	30	5.6%
Built 1940 to 1949	6	1.1%
Built 1939 or earlier	174	32.6%
ROOMS		
Total housing units	533	533
1 room	0	0.0%
2 rooms	14	2.6%
3 rooms	34	6.4%
4 rooms	34	6.4%
5 rooms	147	27.6%
6 rooms	81	15.2%
7 rooms	59	11.1%
8 rooms	52	9.8%
9 rooms or more	112	21.0%


Selected Housing Characteristics		
American Community Survey Data 2020-2024	Berkshire town, Tioga County, New York	
Median rooms	6.0	(X)
BEDROOMS		
Total housing units	533	533
No bedroom	0	0.0%
1 bedroom	48	9.0%
2 bedrooms	78	14.6%
3 bedrooms	287	53.8%
4 bedrooms	87	16.3%
5 or more bedrooms	33	6.2%
HOUSING TENURE		
Occupied housing units	442	442
Owner-occupied	370	83.7%
Renter-occupied	72	16.3%
Average household size of owner-occupied unit	2.86	(X)
Average household size of renter-occupied unit	2.82	(X)
YEAR HOUSEHOLDER MOVED INTO UNIT		
Occupied housing units	442	442
Moved in 2023 or later	13	2.9%
Moved in 2020 to 2022	57	12.9%
Moved in 2010 to 2019	112	25.3%
Moved in 2000 to 2009	74	16.7%
Moved in 1990 to 1999	91	20.6%
Moved in 1989 and earlier	95	21.5%
VEHICLES AVAILABLE		
Occupied housing units	442	442
No vehicles available	25	5.7%
1 vehicle available	137	31.0%
2 vehicles available	173	39.1%
3 or more vehicles available	107	24.2%
HOUSE HEATING FUEL		
Occupied housing units	442	442
Utility gas	8	1.8%
Bottled or tank gas (propane, butane, etc.)	117	26.5%
Electricity	29	6.6%
Fuel oil, kerosene, etc.	160	36.2%
Coal or coke	30	6.8%
Wood	79	17.9%


Selected Housing Characteristics		United States® Census Bureau
American Community Survey Data 2020-2024	Berkshire town, Tioga County, New York	
Solar energy	0	0.0%
Other fuel	19	4.3%
No fuel used	0	0.0%
SELECTED CHARACTERISTICS		
Occupied housing units	442	442
Lacking complete plumbing facilities	15	3.4%
Lacking complete kitchen facilities	3	0.7%
No telephone service available	8	1.8%
OCCUPANTS PER ROOM		
Occupied housing units	442	442
1.00 or less	432	97.7%
1.01 to 1.50	4	0.9%
1.51 or more	6	1.4%
VALUE		
Owner-occupied units	370	370
Less than \$50,000	34	9.2%
\$50,000 to \$99,999	68	18.4%
\$100,000 to \$149,999	95	25.7%
\$150,000 to \$199,999	69	18.6%
\$200,000 to \$299,999	48	13.0%
\$300,000 to \$499,999	32	8.6%
\$500,000 to \$999,999	24	6.5%
\$1,000,000 or more	0	0.0%
Median (dollars)	141,900	(X)
MORTGAGE STATUS		
Owner-occupied units	370	370
Housing units with a mortgage	184	49.7%
Housing units without a mortgage	186	50.3%
SELECTED MONTHLY OWNER COSTS (SMOC)		
Housing units with a mortgage	184	184
Less than \$500	0	0.0%
\$500 to \$999	32	17.4%
\$1,000 to \$1,499	77	41.8%
\$1,500 to \$1,999	37	20.1%
\$2,000 to \$2,499	21	11.4%


Selected Housing Characteristics		
American Community Survey Data 2020-2024	Berkshire town, Tioga County, New York	
\$2,500 to \$2,999	9	4.9%
\$3,000 or more	8	4.3%
Median (dollars)	1,358	(X)
Housing units without a mortgage	186	186
Less than \$250	22	11.8%
\$250 to \$399	25	13.4%
\$400 to \$599	33	17.7%
\$600 to \$799	48	25.8%
\$800 to \$999	22	11.8%
\$1,000 or more	36	19.4%
Median (dollars)	672	(X)
SELECTED MONTHLY OWNER COSTS AS A PERCENTAGE OF HOUSEHOLD INCOME (SMOCAPI)		
Housing units with a mortgage (excluding units where SMOCAPI cannot be computed)	184	184
Less than 20.0 percent	80	43.5%
20.0 to 24.9 percent	40	21.7%
25.0 to 29.9 percent	21	11.4%
30.0 to 34.9 percent	18	9.8%
35.0 percent or more	25	13.6%
Not computed	0	(X)
Housing unit without a mortgage (excluding units where SMOCAPI cannot be computed)	186	186
Less than 10.0 percent	69	37.1%
10.0 to 14.9 percent	56	30.1%
15.0 to 19.9 percent	8	4.3%
20.0 to 24.9 percent	12	6.5%
25.0 to 29.9 percent	23	12.4%
30.0 to 34.9 percent	2	1.1%
35.0 percent or more	16	8.6%
Not computed	0	(X)
GROSS RENT		
Occupied units paying rent	66	66
Less than \$500	6	9.1%


Selected Housing Characteristics		United States® Census Bureau
American Community Survey Data 2020-2024	Berkshire town, Tioga County, New York	
\$500 to \$999	18	27.3%
\$1,000 to \$1,499	19	28.8%
\$1,500 to \$1,999	12	18.2%
\$2,000 to \$2,499	8	12.1%
\$2,500 to \$2,999	3	4.5%
\$3,000 or more	0	0.0%
Median (dollars)	1,368	(X)
No rent paid	6	(X)
GROSS RENT AS A PERCENTAGE OF HOUSEHOLD INCOME (GRAPI)		
Occupied units paying rent (excluding units where GRAPI cannot be computed)	62	62
Less than 15.0 percent	13	21.0%
15.0 to 19.9 percent	4	6.5%
20.0 to 24.9 percent	24	38.7%
25.0 to 29.9 percent	6	9.7%
30.0 to 34.9 percent	12	19.4%
35.0 percent or more	3	4.8%
Not computed	10	(X)

Selected Economic Characteristics		
American Community Survey Data 2020-2024	Berkshire town, Tioga County, New York	
Label	Estimate	Percent
EMPLOYMENT STATUS		
Population 16 years and over	936	936
In labor force	563	60.1%
Civilian labor force	563	60.1%
Employed	523	55.9%
Unemployed	40	4.3%
Armed Forces	0	0.0%
Not in labor force	373	39.9%
Civilian labor force	563	563
Unemployment Rate	(X)	7.1%
Females 16 years and over	459	459
In labor force	255	55.6%
Civilian labor force	255	55.6%
Employed	241	52.5%
Own children of the householder under 6 years	73	73
All parents in family in labor force	58	79.5%
Own children of the householder 6 to 17 years	268	268
All parents in family in labor force	201	75.0%
COMMUTING TO WORK		
Workers 16 years and over	520	520
Car, truck, or van -- drove alone	451	86.7%
Car, truck, or van -- carpooled	47	9.0%
Public transportation	0	0.0%
Walked	2	0.4%
Other means	0	0.0%
Worked from home	20	3.8%
Mean travel time to work (minutes)	34.5	(X)
OCCUPATION		
Civilian employed population 16 years and over	523	523
Management, business, science, and arts occupations	180	34.4%
Service occupations	112	21.4%
Sales and office occupations	110	21.0%

Selected Economic Characteristics		
American Community Survey Data 2020-2024	Berkshire town, Tioga County, New York	
Natural resources, construction, and maintenance occupations	51	9.8%
Production, transportation, and material moving occupations	70	13.4%
INDUSTRY		
Civilian employed population 16 years and over	523	523
Agriculture, forestry, fishing and hunting, and mining	11	2.1%
Construction	54	10.3%
Manufacturing	54	10.3%
Wholesale trade	5	1.0%
Retail trade	38	7.3%
Transportation and warehousing, and utilities	9	1.7%
Information	0	0.0%
Finance and insurance, and real estate and rental and leasing	7	1.3%
Professional, scientific, and management, and administrative and waste management services	41	7.8%
Educational services, and health care and social assistance	195	37.3%
Arts, entertainment, and recreation, and accommodation and food services	40	7.6%
Other services, except public administration	35	6.7%
Public administration	34	6.5%
CLASS OF WORKER		
Civilian employed population 16 years and over	523	523
Private wage and salary workers	355	67.9%
Government workers	136	26.0%

Selected Economic Characteristics		
American Community Survey Data 2020-2024	Berkshire town, Tioga County, New York	
Self-employed in own not incorporated business workers	32	6.1%
Unpaid family workers	0	0.0%
INCOME AND BENEFITS (IN 2024 INFLATION-ADJUSTED DOLLARS)		
Total households	442	442
Less than \$10,000	6	1.4%
\$10,000 to \$14,999	12	2.7%
\$15,000 to \$24,999	31	7.0%
\$25,000 to \$34,999	20	4.5%
\$35,000 to \$49,999	49	11.1%
\$50,000 to \$74,999	104	23.5%
\$75,000 to \$99,999	53	12.0%
\$100,000 to \$149,999	106	24.0%
\$150,000 to \$199,999	39	8.8%
\$200,000 or more	22	5.0%
Median household income (dollars)	74,881	(X)
Mean household income (dollars)	96,605	(X)
With earnings	331	74.9%
Mean earnings (dollars)	98,576	(X)
With Social Security	157	35.5%
Mean Social Security income (dollars)	25,440	(X)
With retirement income	120	27.1%
Mean retirement income (dollars)	30,842	(X)
With Supplemental Security Income	46	10.4%
Mean Supplemental Security Income (dollars)	11,313	(X)
With cash public assistance income	27	6.1%
Mean cash public assistance income (dollars)	2,511	(X)
With Food Stamp/SNAP benefits in the past 12 months	66	14.9%
Families	348	348


Selected Economic Characteristics		
American Community Survey Data 2020-2024	Berkshire town, Tioga County, New York	
Less than \$10,000	7	2.0%
\$10,000 to \$14,999	0	0.0%
\$15,000 to \$24,999	18	5.2%
\$25,000 to \$34,999	6	1.7%
\$35,000 to \$49,999	27	7.8%
\$50,000 to \$74,999	89	25.6%
\$75,000 to \$99,999	45	12.9%
\$100,000 to \$149,999	102	29.3%
\$150,000 to \$199,999	35	10.1%
\$200,000 or more	19	5.5%
Median family income (dollars)	92,778	(X)
Mean family income (dollars)	107,004	(X)
Per capita income (dollars)	33,845	(X)
Nonfamily households	94	94
Median nonfamily income (dollars)	35,000	(X)
Mean nonfamily income (dollars)	47,255	(X)
Median earnings for workers (dollars)	46,563	(X)
Median earnings for male full-time, year-round workers (dollars)	58,906	(X)
Median earnings for female full-time, year-round workers (dollars)	50,179	(X)
HEALTH INSURANCE COVERAGE		
Civilian noninstitutionalized population	1,263	1,263
With health insurance coverage	1,228	97.2%
With private health insurance	890	70.5%
With public coverage	533	42.2%
No health insurance coverage	35	2.8%
Civilian noninstitutionalized population under 19 years	374	374
No health insurance coverage	7	1.9%

Selected Economic Characteristics		
American Community Survey Data 2020-2024	Berkshire town, Tioga County, New York	
Civilian noninstitutionalized population 19 to 64 years	662	662
In labor force:	526	526
Employed:	486	486
With health insurance coverage	463	95.3%
With private health insurance	405	83.3%
With public coverage	70	14.4%
No health insurance coverage	23	4.7%
Unemployed:	40	40
With health insurance coverage	35	87.5%
With private health insurance	18	45.0%
With public coverage	17	42.5%
No health insurance coverage	5	12.5%
Not in labor force:	136	136
With health insurance coverage	136	100.0%
With private health insurance	90	66.2%
With public coverage	58	42.6%
No health insurance coverage	0	0.0%
PERCENTAGE OF FAMILIES AND PEOPLE WHOSE INCOME IN THE PAST 12 MONTHS IS BELOW THE POVERTY LEVEL		
All families	(X)	7.2%
With related children of the householder under 18 years	(X)	14.8%
With related children of the householder under 5 years only	(X)	0.0%
Married couple families	(X)	2.2%
With related children of the householder under 18 years	(X)	3.6%

Selected Economic Characteristics		United States® Census Bureau
American Community Survey Data 2020-2024	Berkshire town, Tioga County, New York	
With related children of the householder under 5 years only	(X)	0.0%
Families with female householder, no spouse present	(X)	55.9%
With related children of the householder under 18 years	(X)	63.3%
With related children of the householder under 5 years only	(X)	-
All people	(X)	9.6%
Under 18 years	(X)	13.3%
Related children of the householder under 18 years	(X)	13.3%
Related children of the householder under 5 years	(X)	12.0%
Related children of the householder 5 to 17 years	(X)	13.5%
18 years and over	(X)	8.2%
18 to 64 years	(X)	9.2%
65 years and over	(X)	5.3%
People in families	(X)	7.4%
Unrelated individuals 15 years and over	(X)	26.9%


Selected Demographic Characteristics		United States® Census Bureau
American Community Survey Data 2020-2024	Berkshire town, Tioga County, New York	
Label	Estimate	Percent
SEX AND AGE		
Total population	1,263	1,263
Male	642	50.8%
Female	621	49.2%
Sex ratio (males per 100 females)	103.4	(X)
Under 5 years	54	4.3%
5 to 9 years	100	7.9%
10 to 14 years	143	11.3%
15 to 19 years	84	6.7%
20 to 24 years	76	6.0%
25 to 34 years	129	10.2%
35 to 44 years	138	10.9%
45 to 54 years	135	10.7%
55 to 59 years	87	6.9%
60 to 64 years	90	7.1%
65 to 74 years	122	9.7%
75 to 84 years	83	6.6%
85 years and over	22	1.7%
Median age (years)	39.0	(X)
Under 18 years	363	28.7%
16 years and over	936	74.1%
18 years and over	900	71.3%
21 years and over	869	68.8%
62 years and over	267	21.1%
65 years and over	227	18.0%
18 years and over	900	900
Male	460	51.1%
Female	440	48.9%
Sex ratio (males per 100 females)	104.5	(X)
65 years and over	227	227
Male	107	47.1%
Female	120	52.9%
Sex ratio (males per 100 females)	89.2	(X)
RACE		
Total population	1,263	1,263
One race	1,239	98.1%
Two or More Races	24	1.9%


Selected Demographic Characteristics		United States® Census Bureau
American Community Survey Data 2020-2024	Berkshire town, Tioga County, New York	
One race	1,239	98.1%
White	1,197	94.8%
Egyptian	0	0.0%
English	184	14.6%
German	43	3.4%
Irish	42	3.3%
Italian	24	1.9%
Lebanese	0	0.0%
Other White	904	71.6%
Black or African American	0	0.0%
African American	0	0.0%
Ethiopian	0	0.0%
Haitian	0	0.0%
Jamaican	0	0.0%
Nigerian	0	0.0%
Somali	0	0.0%
Other Black or African American	0	0.0%
American Indian and Alaska Native	0	0.0%
Aztec	0	0.0%
Blackfeet Tribe of the Blackfeet Indian Reservation of Montana	0	0.0%
Maya	0	0.0%
Native Village of Barrow Inupiat Traditional Government	0	0.0%
Navajo Nation	0	0.0%
Nome Eskimo Community	0	0.0%
Other American Indian and Alaska Native	0	0.0%
Asian	0	0.0%
Asian Indian	0	0.0%
Chinese	0	0.0%
Filipino	0	0.0%
Japanese	0	0.0%
Korean	0	0.0%
Vietnamese	0	0.0%
Other Asian	0	0.0%

Selected Demographic Characteristics		
American Community Survey Data 2020-2024	Berkshire town, Tioga County, New York	
Native Hawaiian and Other Pacific Islander	0	0.0%
Chamorro	0	0.0%
Native Hawaiian	0	0.0%
Samoan	0	0.0%
Other Native Hawaiian and Other Pacific Islander	0	0.0%
Some Other Race	42	3.3%
Two or More Races	24	1.9%
White and Black or African American	0	0.0%
White and American Indian and Alaska Native	10	0.8%
White and Asian	0	0.0%
White and Some Other Race	14	1.1%
Black or African American and American Indian and Alaska Native	0	0.0%
Black or African American and Some Other Race	0	0.0%
Race alone or in combination with one or more other races		
Total population	1,263	1,263
White	1,221	96.7%
Black or African American	0	0.0%
American Indian and Alaska Native	10	0.8%
Asian	0	0.0%
Native Hawaiian and Other Pacific Islander	0	0.0%
Some Other Race	56	4.4%
HISPANIC OR LATINO AND RACE		
Total population	1,263	1,263
Hispanic or Latino (of any race)	25	2.0%
Mexican	0	0.0%
Puerto Rican	0	0.0%
Cuban	0	0.0%
Other Hispanic or Latino	25	2.0%
Not Hispanic or Latino	1,238	98.0%

Selected Demographic Characteristics		United States® Census Bureau
American Community Survey Data 2020-2024	Berkshire town, Tioga County, New York	
White alone	1,197	94.8%
Black or African American alone	0	0.0%
American Indian and Alaska Native alone	0	0.0%
Asian alone	0	0.0%
Native Hawaiian and Other Pacific Islander alone	0	0.0%
Some Other Race alone	17	1.3%
Two or More Races	24	1.9%
Two races including Some Other Race	14	1.1%
Two races excluding Some Other Race, and three or more races	10	0.8%
Total housing units	533	(X)
CITIZEN, VOTING AGE POPULATION		
Citizen, 18 and over population	894	894
Male	460	51.5%
Female	434	48.5%

Selected Social Characteristics		United States® Census Bureau
American Community Survey Data 2020-2024	Berkshire town, Tioga County, New York	
Label	Estimate	Percent
HOUSEHOLDS BY TYPE		
Total households	442	442
Married-couple household	271	61.3%
With children of the householder under 18 years	98	22.2%
Cohabiting couple household	52	11.8%
With children of the householder under 18 years	22	5.0%
Male householder, no spouse/partner present	63	14.3%
With children of the householder under 18 years	3	0.7%
Householder living alone	39	8.8%
65 years and over	14	3.2%
Female householder, no spouse/partner present	56	12.7%
With children of the householder under 18 years	16	3.6%
Householder living alone	32	7.2%
65 years and over	23	5.2%
Households with one or more people under 18 years	161	36.4%
Households with one or more people 65 years and over	148	33.5%
Average household size	2.86	(X)
Average family size	3.19	(X)
RELATIONSHIP		
Population in households	1,263	1,263
Householder	442	35.0%
Spouse	289	22.9%
Unmarried partner	48	3.8%
Child	404	32.0%
Other relatives	68	5.4%
Other nonrelatives	12	1.0%
MARITAL STATUS		
Males 15 years and over	480	480
Never married	130	27.1%
Now married, except separated	296	61.7%

Selected Social Characteristics		
American Community Survey Data 2020-2024	Berkshire town, Tioga County, New York	
Separated	3	0.6%
Widowed	18	3.8%
Divorced	33	6.9%
Females 15 years and over	486	486
Never married	127	26.1%
Now married, except separated	276	56.8%
Separated	9	1.9%
Widowed	40	8.2%
Divorced	34	7.0%
FERTILITY		
Number of women 15 to 50 years old who had a birth in the past 12 months	9	9
Unmarried women (widowed, divorced, and never married)	0	0.0%
Per 1,000 unmarried women	0	(X)
Per 1,000 women 15 to 50 years old	34	(X)
Per 1,000 women 15 to 19 years old	0	(X)
Per 1,000 women 20 to 34 years old	50	(X)
Per 1,000 women 35 to 50 years old	39	(X)
GRANDPARENTS		
Number of grandparents living with own grandchildren under 18 years	24	24
Grandparents responsible for grandchildren	20	83.3%
Years responsible for grandchildren		
Less than 1 year	0	0.0%
1 or 2 years	5	20.8%
3 or 4 years	0	0.0%
5 or more years	15	62.5%

Selected Social Characteristics		
American Community Survey Data 2020-2024	Berkshire town, Tioga County, New York	
Number of grandparents responsible for own grandchildren under 18 years	20	20
Who are female	10	50.0%
Who are married	20	100.0%
SCHOOL ENROLLMENT		
Population 3 years and over enrolled in school	367	367
Nursery school, preschool	8	2.2%
Kindergarten	41	11.2%
Elementary school (grades 1-8)	209	56.9%
High school (grades 9-12)	76	20.7%
College or graduate school	33	9.0%
EDUCATIONAL ATTAINMENT		
Population 25 years and over	806	806
Less than 9th grade	30	3.7%
9th to 12th grade, no diploma	67	8.3%
High school graduate (includes equivalency)	339	42.1%
Some college, no degree	126	15.6%
Associate's degree	141	17.5%
Bachelor's degree	52	6.5%
Graduate or professional degree	51	6.3%
High school graduate or higher	709	88.0%
Bachelor's degree or higher	103	12.8%
VETERAN STATUS		
Civilian population 18 years and over	900	900
Civilian veterans	81	9.0%
DISABILITY STATUS OF THE CIVILIAN NONINSTITUTIONALIZED POPULATION		
Total Civilian Noninstitutionalized Population	1,263	1,263
With a disability	186	14.7%
Under 18 years	363	363

Selected Social Characteristics		United States® Census Bureau
American Community Survey Data 2020-2024	Berkshire town, Tioga County, New York	
With a disability	11	3.0%
18 to 64 years	673	673
With a disability	79	11.7%
65 years and over	227	227
With a disability	96	42.3%
RESIDENCE 1 YEAR AGO		
Population 1 year and over	1,258	1,258
Same house	1,167	92.8%
Different house (in the U.S. or abroad)	91	7.2%
Different house in the U.S.	91	7.2%
Same county	60	4.8%
Different county	31	2.5%
Same state	31	2.5%
Different state	0	0.0%
Abroad	0	0.0%
PLACE OF BIRTH		
Total population	1,263	1,263
Native	1,244	98.5%
Born in United States	1,224	96.9%
State of residence	1,071	84.8%
Different state	153	12.1%
Born in Puerto Rico, U.S. Island areas, or born abroad to American parent(s)	20	1.6%
Foreign-born	19	1.5%
U.S. CITIZENSHIP STATUS		
Foreign-born population	19	19
Naturalized U.S. citizen	13	68.4%
Not a U.S. citizen	6	31.6%
YEAR OF ENTRY		
Population born outside the United States	39	39
Native	20	20
Entered 2010 or later	0	0.0%
Entered before 2010	20	100.0%
Foreign-born	19	19
Entered 2010 or later	0	0.0%
Entered before 2010	19	100.0%
WORLD REGION OF BIRTH OF FOREIGN-BORN		

Selected Social Characteristics		United States® Census Bureau
American Community Survey Data 2020-2024	Berkshire town, Tioga County, New York	
Foreign-born population, excluding population born at sea	19	19
Europe	6	31.6%
Asia	7	36.8%
Africa	0	0.0%
Oceania	0	0.0%
Latin America	6	31.6%
Northern America	0	0.0%
LANGUAGE SPOKEN AT HOME		
Population 5 years and over	1,209	1,209
English only	1,149	95.0%
Language other than English	60	5.0%
Speak English less than "very well"	21	1.7%
Spanish	29	2.4%
Speak English less than "very well"	4	0.3%
Other Indo-European languages	10	0.8%
Speak English less than "very well"	2	0.2%
Asian and Pacific Islander languages	18	1.5%
Speak English less than "very well"	12	1.0%
Other languages	3	0.2%
Speak English less than "very well"	3	0.2%
ANCESTRY		
Total population	1,263	1,263
American	54	4.3%
Arab	0	0.0%
Czech	0	0.0%
Danish	0	0.0%
Dutch	27	2.1%
English	155	12.3%
French (except Basque)	12	1.0%
French Canadian	0	0.0%
German	185	14.6%
Greek	0	0.0%

Selected Social Characteristics		United States® Census Bureau
American Community Survey Data 2020-2024	Berkshire town, Tioga County, New York	
Hungarian	13	1.0%
Irish	116	9.2%
Italian	77	6.1%
Lithuanian	0	0.0%
Norwegian	8	0.6%
Polish	66	5.2%
Portuguese	0	0.0%
Russian	3	0.2%
Scotch-Irish	6	0.5%
Scottish	13	1.0%
Slovak	6	0.5%
Subsaharan African	0	0.0%
Swedish	10	0.8%
Swiss	22	1.7%
Ukrainian	0	0.0%
Welsh	3	0.2%
West Indian (excluding Hispanic origin groups)	0	0.0%
COMPUTERS AND INTERNET USE		
Total households	442	442
With a computer	411	93.0%
With a broadband Internet subscription	382	86.4%