





Selected Housing Characteristics		
American Community Survey Data 2020-2024	Owego town, Tioga County, New York	
Label	Estimate	Percent
HOUSING OCCUPANCY		
Total housing units	8,244	8,244
Occupied housing units	7,736	93.8%
Vacant housing units	508	6.2%
Homeowner vacancy rate	0.6	(X)
Rental vacancy rate	3.6	(X)
UNITS IN STRUCTURE		
Total housing units	8,244	8,244
1-unit, detached	6,433	78.0%
1-unit, attached	29	0.4%
2 units	625	7.6%
3 or 4 units	263	3.2%
5 to 9 units	262	3.2%
10 to 19 units	117	1.4%
20 or more units	220	2.7%
Mobile home	295	3.6%
Boat, RV, van, etc.	0	0.0%
YEAR STRUCTURE BUILT		
Total housing units	8,244	8,244
Built 2020 or later	27	0.3%
Built 2010 to 2019	324	3.9%
Built 2000 to 2009	351	4.3%
Built 1990 to 1999	551	6.7%
Built 1980 to 1989	813	9.9%
Built 1970 to 1979	1,010	12.3%
Built 1960 to 1969	1,678	20.4%
Built 1950 to 1959	1,098	13.3%
Built 1940 to 1949	260	3.2%
Built 1939 or earlier	2,132	25.9%
ROOMS		
Total housing units	8,244	8,244
1 room	39	0.5%
2 rooms	146	1.8%
3 rooms	398	4.8%
4 rooms	685	8.3%
5 rooms	1,193	14.5%
6 rooms	1,418	17.2%
7 rooms	1,403	17.0%
8 rooms	1,293	15.7%
9 rooms or more	1,669	20.2%

Selected Housing Characteristics		
American Community Survey Data 2020-2024	Owego town, Tioga County, New York	
Median rooms	6.7	(X)
BEDROOMS		
Total housing units	8,244	8,244
No bedroom	53	0.6%
1 bedroom	597	7.2%
2 bedrooms	1,070	13.0%
3 bedrooms	3,913	47.5%
4 bedrooms	2,127	25.8%
5 or more bedrooms	484	5.9%
HOUSING TENURE		
Occupied housing units	7,736	7,736
Owner-occupied	6,096	78.8%
Renter-occupied	1,640	21.2%
Average household size of owner-occupied unit	2.46	(X)
Average household size of renter-occupied unit	2.06	(X)
YEAR HOUSEHOLDER MOVED INTO UNIT		
Occupied housing units	7,736	7,736
Moved in 2023 or later	187	2.4%
Moved in 2020 to 2022	1,238	16.0%
Moved in 2010 to 2019	2,303	29.8%
Moved in 2000 to 2009	1,396	18.0%
Moved in 1990 to 1999	901	11.6%
Moved in 1989 and earlier	1,711	22.1%
VEHICLES AVAILABLE		
Occupied housing units	7,736	7,736
No vehicles available	562	7.3%
1 vehicle available	2,474	32.0%
2 vehicles available	3,206	41.4%
3 or more vehicles available	1,494	19.3%
HOUSE HEATING FUEL		
Occupied housing units	7,736	7,736
Utility gas	3,497	45.2%
Bottled or tank gas (propane, butane, etc.)	1,041	13.5%
Electricity	1,010	13.1%
Fuel oil, kerosene, etc.	1,581	20.4%
Coal or coke	128	1.7%
Wood	321	4.1%

Selected Housing Characteristics		
American Community Survey Data 2020-2024	Owego town, Tioga County, New York	
Solar energy	51	0.7%
Other fuel	107	1.4%
No fuel used	0	0.0%
SELECTED CHARACTERISTICS		
Occupied housing units	7,736	7,736
Lacking complete plumbing facilities	44	0.6%
Lacking complete kitchen facilities	37	0.5%
No telephone service available	0	0.0%
OCCUPANTS PER ROOM		
Occupied housing units	7,736	7,736
1.00 or less	7,639	98.7%
1.01 to 1.50	97	1.3%
1.51 or more	0	0.0%
VALUE		
Owner-occupied units	6,096	6,096
Less than \$50,000	275	4.5%
\$50,000 to \$99,999	585	9.6%
\$100,000 to \$149,999	1,250	20.5%
\$150,000 to \$199,999	1,316	21.6%
\$200,000 to \$299,999	1,633	26.8%
\$300,000 to \$499,999	855	14.0%
\$500,000 to \$999,999	166	2.7%
\$1,000,000 or more	16	0.3%
Median (dollars)	187,800	(X)
MORTGAGE STATUS		
Owner-occupied units	6,096	6,096
Housing units with a mortgage	3,061	50.2%
Housing units without a mortgage	3,035	49.8%
SELECTED MONTHLY OWNER COSTS (SMOC)		
Housing units with a mortgage	3,061	3,061
Less than \$500	0	0.0%
\$500 to \$999	201	6.6%
\$1,000 to \$1,499	969	31.7%
\$1,500 to \$1,999	719	23.5%
\$2,000 to \$2,499	745	24.3%

Selected Housing Characteristics		United States® <b>Census</b> Bureau
American Community Survey Data 2020-2024	Owego town, Tioga County, New York	
\$2,500 to \$2,999	240	7.8%
\$3,000 or more	187	6.1%
Median (dollars)	1,722	(X)
Housing units without a mortgage	3,035	3,035
Less than \$250	240	7.9%
\$250 to \$399	160	5.3%
\$400 to \$599	631	20.8%
\$600 to \$799	936	30.8%
\$800 to \$999	363	12.0%
\$1,000 or more	705	23.2%
Median (dollars)	690	(X)
SELECTED MONTHLY OWNER COSTS AS A PERCENTAGE OF HOUSEHOLD INCOME (SMOCAPI)		
Housing units with a mortgage (excluding units where SMOCAPI cannot be computed)	3,061	3,061
Less than 20.0 percent	1,723	56.3%
20.0 to 24.9 percent	429	14.0%
25.0 to 29.9 percent	227	7.4%
30.0 to 34.9 percent	231	7.5%
35.0 percent or more	451	14.7%
Not computed	0	(X)
Housing unit without a mortgage (excluding units where SMOCAPI cannot be computed)	3,035	3,035
Less than 10.0 percent	1,475	48.6%
10.0 to 14.9 percent	562	18.5%
15.0 to 19.9 percent	315	10.4%
20.0 to 24.9 percent	150	4.9%
25.0 to 29.9 percent	178	5.9%
30.0 to 34.9 percent	148	4.9%
35.0 percent or more	207	6.8%
Not computed	0	(X)
GROSS RENT		
Occupied units paying rent	1,544	1,544
Less than \$500	122	7.9%


Selected Housing Characteristics		
American Community Survey Data 2020-2024	Owego town, Tioga County, New York	
\$500 to \$999	738	47.8%
\$1,000 to \$1,499	515	33.4%
\$1,500 to \$1,999	114	7.4%
\$2,000 to \$2,499	55	3.6%
\$2,500 to \$2,999	0	0.0%
\$3,000 or more	0	0.0%
Median (dollars)	962	(X)
No rent paid	96	(X)
GROSS RENT AS A PERCENTAGE OF HOUSEHOLD INCOME (GRAPI)		
Occupied units paying rent (excluding units where GRAPI cannot be computed)	1,505	1,505
Less than 15.0 percent	226	15.0%
15.0 to 19.9 percent	197	13.1%
20.0 to 24.9 percent	110	7.3%
25.0 to 29.9 percent	191	12.7%
30.0 to 34.9 percent	164	10.9%
35.0 percent or more	617	41.0%
Not computed	135	(X)

Selected Economic Characteristics		United States® <b>Census</b> Bureau
American Community Survey Data 2020-2024	Owego town, Tioga County, New York	
Label	Estimate	Percent
EMPLOYMENT STATUS		
Population 16 years and over	15,153	15,153
In labor force	8,839	58.3%
Civilian labor force	8,839	58.3%
Employed	8,451	55.8%
Unemployed	388	2.6%
Armed Forces	0	0.0%
Not in labor force	6,314	41.7%
Civilian labor force	8,839	8,839
Unemployment Rate	(X)	4.4%
Females 16 years and over	7,726	7,726
In labor force	3,978	51.5%
Civilian labor force	3,978	51.5%
Employed	3,807	49.3%
Own children of the householder under 6 years	1,178	1,178
All parents in family in labor force	881	74.8%
Own children of the householder 6 to 17 years	2,708	2,708
All parents in family in labor force	1,834	67.7%
COMMUTING TO WORK		
Workers 16 years and over	8,233	8,233
Car, truck, or van -- drove alone	6,108	74.2%
Car, truck, or van -- carpooled	511	6.2%
Public transportation	23	0.3%
Walked	210	2.6%
Other means	127	1.5%
Worked from home	1,254	15.2%
Mean travel time to work (minutes)	20.2	(X)
OCCUPATION		
Civilian employed population 16 years and over	8,451	8,451
Management, business, science, and arts occupations	3,940	46.6%
Service occupations	1,161	13.7%
Sales and office occupations	1,668	19.7%

Selected Economic Characteristics		United States® <b>Census</b> Bureau
American Community Survey Data 2020-2024	Owego town, Tioga County, New York	
Natural resources, construction, and maintenance occupations	576	6.8%
Production, transportation, and material moving occupations	1,106	13.1%
INDUSTRY		
Civilian employed population 16 years and over	8,451	8,451
Agriculture, forestry, fishing and hunting, and mining	118	1.4%
Construction	516	6.1%
Manufacturing	1,184	14.0%
Wholesale trade	189	2.2%
Retail trade	906	10.7%
Transportation and warehousing, and utilities	384	4.5%
Information	71	0.8%
Finance and insurance, and real estate and rental and leasing	502	5.9%
Professional, scientific, and management, and administrative and waste management services	999	11.8%
Educational services, and health care and social assistance	2,458	29.1%
Arts, entertainment, and recreation, and accommodation and food services	563	6.7%
Other services, except public administration	344	4.1%
Public administration	217	2.6%
CLASS OF WORKER		
Civilian employed population 16 years and over	8,451	8,451
Private wage and salary workers	6,330	74.9%
Government workers	1,638	19.4%


Selected Economic Characteristics		United States® <b>Census</b> Bureau
American Community Survey Data 2020-2024	Owego town, Tioga County, New York	
Self-employed in own not incorporated business workers	483	5.7%
Unpaid family workers	0	0.0%
INCOME AND BENEFITS (IN 2024 INFLATION-ADJUSTED DOLLARS)		
Total households	7,736	7,736
Less than \$10,000	321	4.1%
\$10,000 to \$14,999	193	2.5%
\$15,000 to \$24,999	560	7.2%
\$25,000 to \$34,999	601	7.8%
\$35,000 to \$49,999	525	6.8%
\$50,000 to \$74,999	1,138	14.7%
\$75,000 to \$99,999	1,098	14.2%
\$100,000 to \$149,999	1,379	17.8%
\$150,000 to \$199,999	893	11.5%
\$200,000 or more	1,028	13.3%
Median household income (dollars)	86,263	(X)
Mean household income (dollars)	116,294	(X)
With earnings	5,492	71.0%
Mean earnings (dollars)	118,602	(X)
With Social Security	3,042	39.3%
Mean Social Security income (dollars)	28,497	(X)
With retirement income	2,703	34.9%
Mean retirement income (dollars)	35,098	(X)
With Supplemental Security Income	296	3.8%
Mean Supplemental Security Income (dollars)	12,041	(X)
With cash public assistance income	248	3.2%
Mean cash public assistance income (dollars)	4,282	(X)
With Food Stamp/SNAP benefits in the past 12 months	713	9.2%
Families	5,128	5,128


Selected Economic Characteristics		United States® <b>Census</b> Bureau
American Community Survey Data 2020-2024	Owego town, Tioga County, New York	
Less than \$10,000	132	2.6%
\$10,000 to \$14,999	121	2.4%
\$15,000 to \$24,999	215	4.2%
\$25,000 to \$34,999	245	4.8%
\$35,000 to \$49,999	254	5.0%
\$50,000 to \$74,999	806	15.7%
\$75,000 to \$99,999	583	11.4%
\$100,000 to \$149,999	1,120	21.8%
\$150,000 to \$199,999	738	14.4%
\$200,000 or more	914	17.8%
Median family income (dollars)	110,926	(X)
Mean family income (dollars)	136,762	(X)
Per capita income (dollars)	48,452	(X)
Nonfamily households	2,608	2,608
Median nonfamily income (dollars)	49,712	(X)
Mean nonfamily income (dollars)	72,245	(X)
Median earnings for workers (dollars)	51,442	(X)
Median earnings for male full-time, year-round workers (dollars)	84,545	(X)
Median earnings for female full-time, year-round workers (dollars)	67,640	(X)
HEALTH INSURANCE COVERAGE		
Civilian noninstitutionalized population	18,527	18,527
With health insurance coverage	18,168	98.1%
With private health insurance	13,198	71.2%
With public coverage	8,441	45.6%
No health insurance coverage	359	1.9%
Civilian noninstitutionalized population under 19 years	4,404	4,404
No health insurance coverage	20	0.5%


Selected Economic Characteristics		
American Community Survey Data 2020-2024	Owego town, Tioga County, New York	
Civilian noninstitutionalized population 19 to 64 years	10,021	10,021
In labor force:	7,848	7,848
Employed:	7,484	7,484
With health insurance coverage	7,290	97.4%
With private health insurance	6,416	85.7%
With public coverage	1,256	16.8%
No health insurance coverage	194	2.6%
Unemployed:	364	364
With health insurance coverage	348	95.6%
With private health insurance	140	38.5%
With public coverage	237	65.1%
No health insurance coverage	16	4.4%
Not in labor force:	2,173	2,173
With health insurance coverage	2,077	95.6%
With private health insurance	1,299	59.8%
With public coverage	1,026	47.2%
No health insurance coverage	96	4.4%
PERCENTAGE OF FAMILIES AND PEOPLE WHOSE INCOME IN THE PAST 12 MONTHS IS BELOW THE POVERTY LEVEL		
All families	(X)	9.6%
With related children of the householder under 18 years	(X)	18.2%
With related children of the householder under 5 years only	(X)	21.1%
Married couple families	(X)	3.4%
With related children of the householder under 18 years	(X)	4.1%


Selected Economic Characteristics		United States® <b>Census</b> Bureau
American Community Survey Data 2020-2024	Owego town, Tioga County, New York	
With related children of the householder under 5 years only	(X)	8.9%
Families with female householder, no spouse present	(X)	40.2%
With related children of the householder under 18 years	(X)	53.0%
With related children of the householder under 5 years only	(X)	81.3%
All people	(X)	13.6%
Under 18 years	(X)	26.8%
Related children of the householder under 18 years	(X)	25.5%
Related children of the householder under 5 years	(X)	39.9%
Related children of the householder 5 to 17 years	(X)	20.4%
18 years and over	(X)	10.0%
18 to 64 years	(X)	10.6%
65 years and over	(X)	8.3%
People in families	(X)	11.7%
Unrelated individuals 15 years and over	(X)	21.2%


Selected Demographic Characteristics		
American Community Survey Data 2020-2024	Owego town, Tioga County, New York	
Label	Estimate	Percent
SEX AND AGE		
Total population	18,729	18,729
Male	9,210	49.2%
Female	9,519	50.8%
Sex ratio (males per 100 females)	96.8	(X)
Under 5 years	1,016	5.4%
5 to 9 years	990	5.3%
10 to 14 years	1,384	7.4%
15 to 19 years	1,195	6.4%
20 to 24 years	916	4.9%
25 to 34 years	1,790	9.6%
35 to 44 years	2,321	12.4%
45 to 54 years	2,086	11.1%
55 to 59 years	1,213	6.5%
60 to 64 years	1,669	8.9%
65 to 74 years	2,260	12.1%
75 to 84 years	1,296	6.9%
85 years and over	593	3.2%
Median age (years)	43.8	(X)
Under 18 years	4,130	22.1%
16 years and over	15,153	80.9%
18 years and over	14,599	77.9%
21 years and over	13,954	74.5%
62 years and over	5,136	27.4%
65 years and over	4,149	22.2%
18 years and over	14,599	14,599
Male	7,135	48.9%
Female	7,464	51.1%
Sex ratio (males per 100 females)	95.6	(X)
65 years and over	4,149	4,149
Male	1,896	45.7%
Female	2,253	54.3%
Sex ratio (males per 100 females)	84.2	(X)
RACE		
Total population	18,729	18,729
One race	18,033	96.3%
Two or More Races	696	3.7%


Selected Demographic Characteristics		
American Community Survey Data 2020-2024	Owego town, Tioga County, New York	
One race	18,033	96.3%
White	17,145	91.5%
Egyptian	0	0.0%
English	2,170	11.6%
German	934	5.0%
Irish	1,597	8.5%
Italian	826	4.4%
Lebanese	0	0.0%
Other White	11,618	62.0%
Black or African American	340	1.8%
African American	131	0.7%
Ethiopian	0	0.0%
Haitian	0	0.0%
Jamaican	26	0.1%
Nigerian	46	0.2%
Somali	0	0.0%
Other Black or African American	137	0.7%
American Indian and Alaska Native	5	0.0%
Aztec	0	0.0%
Blackfeet Tribe of the Blackfeet Indian Reservation of Montana	0	0.0%
Maya	0	0.0%
Native Village of Barrow Inupiat Traditional Government	0	0.0%
Navajo Nation	0	0.0%
Nome Eskimo Community	0	0.0%
Other American Indian and Alaska Native	5	0.0%
Asian	304	1.6%
Asian Indian	51	0.3%
Chinese	67	0.4%
Filipino	19	0.1%
Japanese	37	0.2%
Korean	0	0.0%
Vietnamese	48	0.3%
Other Asian	82	0.4%


Selected Demographic Characteristics		
American Community Survey Data 2020-2024	Owego town, Tioga County, New York	
Native Hawaiian and Other Pacific Islander	0	0.0%
Chamorro	0	0.0%
Native Hawaiian	0	0.0%
Samoan	0	0.0%
Other Native Hawaiian and Other Pacific Islander	0	0.0%
Some Other Race	239	1.3%
Two or More Races	696	3.7%
White and Black or African American	67	0.4%
White and American Indian and Alaska Native	42	0.2%
White and Asian	57	0.3%
White and Some Other Race	519	2.8%
Black or African American and American Indian and Alaska Native	0	0.0%
Black or African American and Some Other Race	0	0.0%
Race alone or in combination with one or more other races		
Total population	18,729	18,729
White	17,841	95.3%
Black or African American	407	2.2%
American Indian and Alaska Native	47	0.3%
Asian	372	2.0%
Native Hawaiian and Other Pacific Islander	0	0.0%
Some Other Race	769	4.1%
HISPANIC OR LATINO AND RACE		
Total population	18,729	18,729
Hispanic or Latino (of any race)	471	2.5%
Mexican	5	0.0%
Puerto Rican	123	0.7%
Cuban	1	0.0%
Other Hispanic or Latino	342	1.8%
Not Hispanic or Latino	18,258	97.5%


Selected Demographic Characteristics		
American Community Survey Data 2020-2024	Owego town, Tioga County, New York	
White alone	17,014	90.8%
Black or African American alone	332	1.8%
American Indian and Alaska Native alone	0	0.0%
Asian alone	304	1.6%
Native Hawaiian and Other Pacific Islander alone	0	0.0%
Some Other Race alone	115	0.6%
Two or More Races	493	2.6%
Two races including Some Other Race	327	1.7%
Two races excluding Some Other Race, and three or more races	166	0.9%
Total housing units	8,244	(X)
CITIZEN, VOTING AGE POPULATION		
Citizen, 18 and over population	14,422	14,422
Male	7,101	49.2%
Female	7,321	50.8%


Selected Social Characteristics		
American Community Survey Data 2020-2024	Owego town, Tioga County, New York	
Label	Estimate	Percent
HOUSEHOLDS BY TYPE		
Total households	7,736	7,736
Married-couple household	4,087	52.8%
With children of the householder under 18 years	1,266	16.4%
Cohabiting couple household	554	7.2%
With children of the householder under 18 years	188	2.4%
Male householder, no spouse/partner present	1,079	13.9%
With children of the householder under 18 years	57	0.7%
Householder living alone	876	11.3%
65 years and over	371	4.8%
Female householder, no spouse/partner present	2,016	26.1%
With children of the householder under 18 years	359	4.6%
Householder living alone	1,270	16.4%
65 years and over	726	9.4%
Households with one or more people under 18 years	2,021	26.1%
Households with one or more people 65 years and over	2,862	37.0%
Average household size	2.37	(X)
Average family size	2.87	(X)
RELATIONSHIP		
Population in households	18,340	18,340
Householder	7,736	42.2%
Spouse	4,042	22.0%
Unmarried partner	551	3.0%
Child	5,191	28.3%
Other relatives	367	2.0%
Other nonrelatives	453	2.5%
MARITAL STATUS		
Males 15 years and over	7,595	7,595
Never married	2,406	31.7%
Now married, except separated	4,305	56.7%

Selected Social Characteristics		
American Community Survey Data 2020-2024	Owego town, Tioga County, New York	
Separated	186	2.4%
Widowed	202	2.7%
Divorced	496	6.5%
Females 15 years and over	7,744	7,744
Never married	1,793	23.2%
Now married, except separated	4,141	53.5%
Separated	60	0.8%
Widowed	789	10.2%
Divorced	961	12.4%
FERTILITY		
Number of women 15 to 50 years old who had a birth in the past 12 months	166	166
Unmarried women (widowed, divorced, and never married)	13	7.8%
Per 1,000 unmarried women	7	(X)
Per 1,000 women 15 to 50 years old	47	(X)
Per 1,000 women 15 to 19 years old	0	(X)
Per 1,000 women 20 to 34 years old	85	(X)
Per 1,000 women 35 to 50 years old	30	(X)
GRANDPARENTS		
Number of grandparents living with own grandchildren under 18 years	162	162
Grandparents responsible for grandchildren	55	34.0%
Years responsible for grandchildren		
Less than 1 year	0	0.0%
1 or 2 years	12	7.4%
3 or 4 years	9	5.6%
5 or more years	34	21.0%

Selected Social Characteristics		
American Community Survey Data 2020-2024	Owego town, Tioga County, New York	
Number of grandparents responsible for own grandchildren under 18 years	55	55
Who are female	32	58.2%
Who are married	46	83.6%
SCHOOL ENROLLMENT		
Population 3 years and over enrolled in school	3,989	3,989
Nursery school, preschool	198	5.0%
Kindergarten	95	2.4%
Elementary school (grades 1-8)	1,938	48.6%
High school (grades 9-12)	993	24.9%
College or graduate school	765	19.2%
EDUCATIONAL ATTAINMENT		
Population 25 years and over	13,228	13,228
Less than 9th grade	324	2.4%
9th to 12th grade, no diploma	623	4.7%
High school graduate (includes equivalency)	3,265	24.7%
Some college, no degree	1,804	13.6%
Associate's degree	2,344	17.7%
Bachelor's degree	2,860	21.6%
Graduate or professional degree	2,008	15.2%
High school graduate or higher	12,281	92.8%
Bachelor's degree or higher	4,868	36.8%
VETERAN STATUS		
Civilian population 18 years and over	14,599	14,599
Civilian veterans	1,047	7.2%
DISABILITY STATUS OF THE CIVILIAN NONINSTITUTIONALIZED POPULATION		
Total Civilian Noninstitutionalized Population	18,527	18,527
With a disability	2,682	14.5%
Under 18 years	4,130	4,130

Selected Social Characteristics		
American Community Survey Data 2020-2024	Owego town, Tioga County, New York	
With a disability	415	10.0%
18 to 64 years	10,295	10,295
With a disability	1,120	10.9%
65 years and over	4,102	4,102
With a disability	1,147	28.0%
RESIDENCE 1 YEAR AGO		
Population 1 year and over	18,613	18,613
Same house	16,820	90.4%
Different house (in the U.S. or abroad)	1,793	9.6%
Different house in the U.S.	1,793	9.6%
Same county	859	4.6%
Different county	934	5.0%
Same state	786	4.2%
Different state	148	0.8%
Abroad	0	0.0%
PLACE OF BIRTH		
Total population	18,729	18,729
Native	18,118	96.7%
Born in United States	17,842	95.3%
State of residence	13,748	73.4%
Different state	4,094	21.9%
Born in Puerto Rico, U.S. Island areas, or born abroad to American parent(s)	276	1.5%
Foreign-born	611	3.3%
U.S. CITIZENSHIP STATUS		
Foreign-born population	611	611
Naturalized U.S. citizen	412	67.4%
Not a U.S. citizen	199	32.6%
YEAR OF ENTRY		
Population born outside the United States	887	887
Native	276	276
Entered 2010 or later	80	29.0%
Entered before 2010	196	71.0%
Foreign-born	611	611
Entered 2010 or later	198	32.4%
Entered before 2010	413	67.6%
WORLD REGION OF BIRTH OF FOREIGN-BORN		

Selected Social Characteristics		
American Community Survey Data 2020-2024	Owego town, Tioga County, New York	
Foreign-born population, excluding population born at sea	611	611
Europe	71	11.6%
Asia	245	40.1%
Africa	100	16.4%
Oceania	0	0.0%
Latin America	158	25.9%
Northern America	37	6.1%
LANGUAGE SPOKEN AT HOME		
Population 5 years and over	17,713	17,713
English only	17,010	96.0%
Language other than English	703	4.0%
Speak English less than "very well"	330	1.9%
Spanish	301	1.7%
Speak English less than "very well"	121	0.7%
Other Indo-European languages	250	1.4%
Speak English less than "very well"	129	0.7%
Asian and Pacific Islander languages	88	0.5%
Speak English less than "very well"	80	0.5%
Other languages	64	0.4%
Speak English less than "very well"	0	0.0%
ANCESTRY		
Total population	18,729	18,729
American	1,153	6.2%
Arab	57	0.3%
Czech	77	0.4%
Danish	21	0.1%
Dutch	254	1.4%
English	3,152	16.8%
French (except Basque)	409	2.2%
French Canadian	154	0.8%
German	2,789	14.9%
Greek	18	0.1%

Selected Social Characteristics		
American Community Survey Data 2020-2024	Owego town, Tioga County, New York	
Hungarian	89	0.5%
Irish	3,963	21.2%
Italian	2,643	14.1%
Lithuanian	39	0.2%
Norwegian	36	0.2%
Polish	1,042	5.6%
Portuguese	54	0.3%
Russian	135	0.7%
Scotch-Irish	47	0.3%
Scottish	179	1.0%
Slovak	287	1.5%
Subsaharan African	129	0.7%
Swedish	145	0.8%
Swiss	30	0.2%
Ukrainian	168	0.9%
Welsh	258	1.4%
West Indian (excluding Hispanic origin groups)	75	0.4%
COMPUTERS AND INTERNET USE		
Total households	7,736	7,736
With a computer	7,269	94.0%
With a broadband Internet subscription	7,154	92.5%