







Selected Housing Characteristics		
American Community Survey Data 2020-2024	Apalachin CDP, New York	
Label	Estimate	Percent
HOUSING OCCUPANCY		
Total housing units	1,124	1,124
Occupied housing units	1,073	95.5%
Vacant housing units	51	4.5%
Homeowner vacancy rate	0.0	(X)
Rental vacancy rate	0.0	(X)
UNITS IN STRUCTURE		
Total housing units	1,124	1,124
1-unit, detached	898	79.9%
1-unit, attached	18	1.6%
2 units	95	8.5%
3 or 4 units	30	2.7%
5 to 9 units	54	4.8%
10 to 19 units	9	0.8%
20 or more units	16	1.4%
Mobile home	4	0.4%
Boat, RV, van, etc.	0	0.0%
YEAR STRUCTURE BUILT		
Total housing units	1,124	1,124
Built 2020 or later	0	0.0%
Built 2010 to 2019	0	0.0%
Built 2000 to 2009	51	4.5%
Built 1990 to 1999	151	13.4%
Built 1980 to 1989	104	9.3%
Built 1970 to 1979	148	13.2%
Built 1960 to 1969	198	17.6%
Built 1950 to 1959	242	21.5%
Built 1940 to 1949	0	0.0%
Built 1939 or earlier	230	20.5%
ROOMS		
Total housing units	1,124	1,124
1 room	0	0.0%
2 rooms	14	1.2%
3 rooms	65	5.8%
4 rooms	111	9.9%
5 rooms	185	16.5%
6 rooms	169	15.0%
7 rooms	205	18.2%
8 rooms	224	19.9%
9 rooms or more	151	13.4%


Selected Housing Characteristics		
American Community Survey Data 2020-2024	Apalachin CDP, New York	
Median rooms	6.6	(X)
BEDROOMS		
Total housing units	1,124	1,124
No bedroom	14	1.2%
1 bedroom	22	2.0%
2 bedrooms	225	20.0%
3 bedrooms	601	53.5%
4 bedrooms	212	18.9%
5 or more bedrooms	50	4.4%
HOUSING TENURE		
Occupied housing units	1,073	1,073
Owner-occupied	785	73.2%
Renter-occupied	288	26.8%
Average household size of owner-occupied unit	2.59	(X)
Average household size of renter-occupied unit	1.49	(X)
YEAR HOUSEHOLDER MOVED INTO UNIT		
Occupied housing units	1,073	1,073
Moved in 2023 or later	30	2.8%
Moved in 2020 to 2022	234	21.8%
Moved in 2010 to 2019	268	25.0%
Moved in 2000 to 2009	198	18.5%
Moved in 1990 to 1999	201	18.7%
Moved in 1989 and earlier	142	13.2%
VEHICLES AVAILABLE		
Occupied housing units	1,073	1,073
No vehicles available	145	13.5%
1 vehicle available	324	30.2%
2 vehicles available	398	37.1%
3 or more vehicles available	206	19.2%
HOUSE HEATING FUEL		
Occupied housing units	1,073	1,073
Utility gas	491	45.8%
Bottled or tank gas (propane, butane, etc.)	156	14.5%
Electricity	156	14.5%
Fuel oil, kerosene, etc.	245	22.8%
Coal or coke	0	0.0%
Wood	25	2.3%


Selected Housing Characteristics		
American Community Survey Data 2020-2024	Apalachin CDP, New York	
Solar energy	0	0.0%
Other fuel	0	0.0%
No fuel used	0	0.0%
SELECTED CHARACTERISTICS		
Occupied housing units	1,073	1,073
Lacking complete plumbing facilities	0	0.0%
Lacking complete kitchen facilities	0	0.0%
No telephone service available	0	0.0%
OCCUPANTS PER ROOM		
Occupied housing units	1,073	1,073
1.00 or less	1,064	99.2%
1.01 to 1.50	9	0.8%
1.51 or more	0	0.0%
VALUE		
Owner-occupied units	785	785
Less than \$50,000	0	0.0%
\$50,000 to \$99,999	59	7.5%
\$100,000 to \$149,999	243	31.0%
\$150,000 to \$199,999	216	27.5%
\$200,000 to \$299,999	184	23.4%
\$300,000 to \$499,999	50	6.4%
\$500,000 to \$999,999	33	4.2%
\$1,000,000 or more	0	0.0%
Median (dollars)	179,900	(X)
MORTGAGE STATUS		
Owner-occupied units	785	785
Housing units with a mortgage	497	63.3%
Housing units without a mortgage	288	36.7%
SELECTED MONTHLY OWNER COSTS (SMOC)		
Housing units with a mortgage	497	497
Less than \$500	0	0.0%
\$500 to \$999	9	1.8%
\$1,000 to \$1,499	179	36.0%
\$1,500 to \$1,999	137	27.6%
\$2,000 to \$2,499	107	21.5%

Selected Housing Characteristics		
American Community Survey Data 2020-2024	Apalachin CDP, New York	
\$2,500 to \$2,999	10	2.0%
\$3,000 or more	55	11.1%
Median (dollars)	1,797	(X)
Housing units without a mortgage	288	288
Less than \$250	6	2.1%
\$250 to \$399	17	5.9%
\$400 to \$599	56	19.4%
\$600 to \$799	107	37.2%
\$800 to \$999	23	8.0%
\$1,000 or more	79	27.4%
Median (dollars)	666	(X)
SELECTED MONTHLY OWNER COSTS AS A PERCENTAGE OF HOUSEHOLD INCOME (SMOCAPI)		
Housing units with a mortgage (excluding units where SMOCAPI cannot be computed)	497	497
Less than 20.0 percent	328	66.0%
20.0 to 24.9 percent	46	9.3%
25.0 to 29.9 percent	34	6.8%
30.0 to 34.9 percent	41	8.2%
35.0 percent or more	48	9.7%
Not computed	0	(X)
Housing unit without a mortgage (excluding units where SMOCAPI cannot be computed)	288	288
Less than 10.0 percent	96	33.3%
10.0 to 14.9 percent	23	8.0%
15.0 to 19.9 percent	20	6.9%
20.0 to 24.9 percent	23	8.0%
25.0 to 29.9 percent	41	14.2%
30.0 to 34.9 percent	30	10.4%
35.0 percent or more	55	19.1%
Not computed	0	(X)
GROSS RENT		
Occupied units paying rent	273	273
Less than \$500	0	0.0%


Selected Housing Characteristics		
American Community Survey Data 2020-2024	Apalachin CDP, New York	
\$500 to \$999	101	37.0%
\$1,000 to \$1,499	114	41.8%
\$1,500 to \$1,999	37	13.6%
\$2,000 to \$2,499	21	7.7%
\$2,500 to \$2,999	0	0.0%
\$3,000 or more	0	0.0%
Median (dollars)	1,078	(X)
No rent paid	15	(X)
GROSS RENT AS A PERCENTAGE OF HOUSEHOLD INCOME (GRAPI)		
Occupied units paying rent (excluding units where GRAPI cannot be computed)	234	234
Less than 15.0 percent	21	9.0%
15.0 to 19.9 percent	92	39.3%
20.0 to 24.9 percent	8	3.4%
25.0 to 29.9 percent	9	3.8%
30.0 to 34.9 percent	0	0.0%
35.0 percent or more	104	44.4%
Not computed	54	(X)


Selected Economic Characteristics		
American Community Survey Data 2020-2024	Apalachin CDP, New York	
Label	Estimate	Percent
<b>EMPLOYMENT STATUS</b>		
Population 16 years and over	2,149	2,149
In labor force	1,546	71.9%
Civilian labor force	1,546	71.9%
Employed	1,481	68.9%
Unemployed	65	3.0%
Armed Forces	0	0.0%
Not in labor force	603	28.1%
Civilian labor force	1,546	1,546
Unemployment Rate	(X)	4.2%
Females 16 years and over	1,133	1,133
In labor force	772	68.1%
Civilian labor force	772	68.1%
Employed	743	65.6%
Own children of the householder under 6 years	134	134
All parents in family in labor force	68	50.7%
Own children of the householder 6 to 17 years	315	315
All parents in family in labor force	213	67.6%
<b>COMMUTING TO WORK</b>		
Workers 16 years and over	1,447	1,447
Car, truck, or van -- drove alone	1,003	69.3%
Car, truck, or van -- carpooled	103	7.1%
Public transportation	0	0.0%
Walked	129	8.9%
Other means	6	0.4%
Worked from home	206	14.2%
Mean travel time to work (minutes)	15.5	(X)
<b>OCCUPATION</b>		
Civilian employed population 16 years and over	1,481	1,481
Management, business, science, and arts occupations	757	51.1%
Service occupations	322	21.7%
Sales and office occupations	284	19.2%


Selected Economic Characteristics		
American Community Survey Data 2020-2024	Apalachin CDP, New York	
Natural resources, construction, and maintenance occupations	63	4.3%
Production, transportation, and material moving occupations	55	3.7%
INDUSTRY		
Civilian employed population 16 years and over	1,481	1,481
Agriculture, forestry, fishing and hunting, and mining	9	0.6%
Construction	84	5.7%
Manufacturing	135	9.1%
Wholesale trade	26	1.8%
Retail trade	130	8.8%
Transportation and warehousing, and utilities	28	1.9%
Information	18	1.2%
Finance and insurance, and real estate and rental and leasing	74	5.0%
Professional, scientific, and management, and administrative and waste management services	215	14.5%
Educational services, and health care and social assistance	427	28.8%
Arts, entertainment, and recreation, and accommodation and food services	179	12.1%
Other services, except public administration	83	5.6%
Public administration	73	4.9%
CLASS OF WORKER		
Civilian employed population 16 years and over	1,481	1,481
Private wage and salary workers	1,093	73.8%
Government workers	251	16.9%


Selected Economic Characteristics		
American Community Survey Data 2020-2024	Apalachin CDP, New York	
Self-employed in own not incorporated business workers	137	9.3%
Unpaid family workers	0	0.0%
INCOME AND BENEFITS (IN 2024 INFLATION-ADJUSTED DOLLARS)		
Total households	1,073	1,073
Less than \$10,000	94	8.8%
\$10,000 to \$14,999	8	0.7%
\$15,000 to \$24,999	46	4.3%
\$25,000 to \$34,999	117	10.9%
\$35,000 to \$49,999	84	7.8%
\$50,000 to \$74,999	117	10.9%
\$75,000 to \$99,999	150	14.0%
\$100,000 to \$149,999	189	17.6%
\$150,000 to \$199,999	56	5.2%
\$200,000 or more	212	19.8%
Median household income (dollars)	81,337	(X)
Mean household income (dollars)	114,679	(X)
With earnings	845	78.8%
Mean earnings (dollars)	125,597	(X)
With Social Security	220	20.5%
Mean Social Security income (dollars)	28,199	(X)
With retirement income	279	26.0%
Mean retirement income (dollars)	27,305	(X)
With Supplemental Security Income	34	3.2%
Mean Supplemental Security Income (dollars)	12,524	(X)
With cash public assistance income	55	5.1%
Mean cash public assistance income (dollars)	N	(X)
With Food Stamp/SNAP benefits in the past 12 months	119	11.1%
Families	666	666





Selected Economic Characteristics		
American Community Survey Data 2020-2024	Apalachin CDP, New York	
Less than \$10,000	0	0.0%
\$10,000 to \$14,999	9	1.4%
\$15,000 to \$24,999	0	0.0%
\$25,000 to \$34,999	91	13.7%
\$35,000 to \$49,999	36	5.4%
\$50,000 to \$74,999	74	11.1%
\$75,000 to \$99,999	62	9.3%
\$100,000 to \$149,999	161	24.2%
\$150,000 to \$199,999	51	7.7%
\$200,000 or more	182	27.3%
Median family income (dollars)	124,392	(X)
Mean family income (dollars)	144,645	(X)
Per capita income (dollars)	50,030	(X)
Nonfamily households	407	407
Median nonfamily income (dollars)	47,688	(X)
Mean nonfamily income (dollars)	58,261	(X)
Median earnings for workers (dollars)	53,269	(X)
Median earnings for male full-time, year-round workers (dollars)	90,833	(X)
Median earnings for female full-time, year-round workers (dollars)	59,779	(X)
HEALTH INSURANCE COVERAGE		
Civilian noninstitutionalized population	2,553	2,553
With health insurance coverage	2,492	97.6%
With private health insurance	1,853	72.6%
With public coverage	965	37.8%
No health insurance coverage	61	2.4%
Civilian noninstitutionalized population under 19 years	479	479
No health insurance coverage	0	0.0%

Selected Economic Characteristics		
American Community Survey Data 2020-2024	Apalachin CDP, New York	
Civilian noninstitutionalized population 19 to 64 years	1,620	1,620
In labor force:	1,375	1,375
Employed:	1,334	1,334
With health insurance coverage	1,285	96.3%
With private health insurance	1,133	84.9%
With public coverage	202	15.1%
No health insurance coverage	49	3.7%
Unemployed:	41	41
With health insurance coverage	41	100.0%
With private health insurance	0	0.0%
With public coverage	41	100.0%
No health insurance coverage	0	0.0%
Not in labor force:	245	245
With health insurance coverage	233	95.1%
With private health insurance	131	53.5%
With public coverage	147	60.0%
No health insurance coverage	12	4.9%
PERCENTAGE OF FAMILIES AND PEOPLE WHOSE INCOME IN THE PAST 12 MONTHS IS BELOW THE POVERTY LEVEL		
All families	(X)	4.5%
With related children of the householder under 18 years	(X)	11.7%
With related children of the householder under 5 years only	(X)	0.0%
Married couple families	(X)	4.2%
With related children of the householder under 18 years	(X)	12.7%

Selected Economic Characteristics		
American Community Survey Data 2020-2024	Apalachin CDP, New York	
With related children of the householder under 5 years only	(X)	0.0%
Families with female householder, no spouse present	(X)	10.6%
With related children of the householder under 18 years	(X)	11.4%
With related children of the householder under 5 years only	(X)	-
All people	(X)	13.6%
Under 18 years	(X)	21.6%
Related children of the householder under 18 years	(X)	21.6%
Related children of the householder under 5 years	(X)	48.0%
Related children of the householder 5 to 17 years	(X)	14.0%
18 years and over	(X)	11.9%
18 to 64 years	(X)	12.2%
65 years and over	(X)	10.6%
People in families	(X)	7.4%
Unrelated individuals 15 years and over	(X)	36.1%

Selected Demographic Characteristics		
American Community Survey Data 2020-2024	Apalachin CDP, New York	
Label	Estimate	Percent
SEX AND AGE		
Total population	2,553	2,553
Male	1,196	46.8%
Female	1,357	53.2%
Sex ratio (males per 100 females)	88.1	(X)
Under 5 years	100	3.9%
5 to 9 years	119	4.7%
10 to 14 years	151	5.9%
15 to 19 years	118	4.6%
20 to 24 years	182	7.1%
25 to 34 years	330	12.9%
35 to 44 years	374	14.6%
45 to 54 years	316	12.4%
55 to 59 years	135	5.3%
60 to 64 years	274	10.7%
65 to 74 years	335	13.1%
75 to 84 years	70	2.7%
85 years and over	49	1.9%
Median age (years)	43.1	(X)
Under 18 years	449	17.6%
16 years and over	2,149	84.2%
18 years and over	2,104	82.4%
21 years and over	2,012	78.8%
62 years and over	572	22.4%
65 years and over	454	17.8%
18 years and over	2,104	2,104
Male	989	47.0%
Female	1,115	53.0%
Sex ratio (males per 100 females)	88.7	(X)
65 years and over	454	454
Male	209	46.0%
Female	245	54.0%
Sex ratio (males per 100 females)	85.3	(X)
RACE		
Total population	2,553	2,553
One race	2,438	95.5%
Two or More Races	115	4.5%

Selected Demographic Characteristics		
American Community Survey Data 2020-2024	Apalachin CDP, New York	
One race	2,438	95.5%
White	2,263	88.6%
Egyptian	0	0.0%
English	242	9.5%
German	45	1.8%
Irish	172	6.7%
Italian	75	2.9%
Lebanese	0	0.0%
Other White	1,729	67.7%
Black or African American	30	1.2%
African American	6	0.2%
Ethiopian	0	0.0%
Haitian	0	0.0%
Jamaican	0	0.0%
Nigerian	0	0.0%
Somali	0	0.0%
Other Black or African American	24	0.9%
American Indian and Alaska Native	0	0.0%
Aztec	0	0.0%
Blackfeet Tribe of the Blackfeet Indian Reservation of Montana	0	0.0%
Maya	0	0.0%
Native Village of Barrow Inupiat Traditional Government	0	0.0%
Navajo Nation	0	0.0%
Nome Eskimo Community	0	0.0%
Other American Indian and Alaska Native	0	0.0%
Asian	69	2.7%
Asian Indian	0	0.0%
Chinese	21	0.8%
Filipino	0	0.0%
Japanese	0	0.0%
Korean	0	0.0%
Vietnamese	48	1.9%
Other Asian	0	0.0%


Selected Demographic Characteristics		
American Community Survey Data 2020-2024	Apalachin CDP, New York	
Native Hawaiian and Other Pacific Islander	0	0.0%
Chamorro	0	0.0%
Native Hawaiian	0	0.0%
Samoan	0	0.0%
Other Native Hawaiian and Other Pacific Islander	0	0.0%
Some Other Race	76	3.0%
Two or More Races	115	4.5%
White and Black or African American	49	1.9%
White and American Indian and Alaska Native	4	0.2%
White and Asian	0	0.0%
White and Some Other Race	62	2.4%
Black or African American and American Indian and Alaska Native	0	0.0%
Black or African American and Some Other Race	0	0.0%
Race alone or in combination with one or more other races		
Total population	2,553	2,553
White	2,378	93.1%
Black or African American	79	3.1%
American Indian and Alaska Native	4	0.2%
Asian	69	2.7%
Native Hawaiian and Other Pacific Islander	0	0.0%
Some Other Race	138	5.4%
HISPANIC OR LATINO AND RACE		
Total population	2,553	2,553
Hispanic or Latino (of any race)	105	4.1%
Mexican	0	0.0%
Puerto Rican	0	0.0%
Cuban	1	0.0%
Other Hispanic or Latino	104	4.1%
Not Hispanic or Latino	2,448	95.9%


Selected Demographic Characteristics		United States® <b>Census</b> Bureau
American Community Survey Data 2020-2024	Apalachin CDP, New York	
White alone	2,263	88.6%
Black or African American alone	30	1.2%
American Indian and Alaska Native alone	0	0.0%
Asian alone	69	2.7%
Native Hawaiian and Other Pacific Islander alone	0	0.0%
Some Other Race alone	0	0.0%
Two or More Races	86	3.4%
Two races including Some Other Race	33	1.3%
Two races excluding Some Other Race, and three or more races	53	2.1%
Total housing units	1,124	(X)
CITIZEN, VOTING AGE POPULATION		
Citizen, 18 and over population	2,081	2,081
Male	985	47.3%
Female	1,096	52.7%


Selected Social Characteristics		
American Community Survey Data 2020-2024	Apalachin CDP, New York	
Label	Estimate	Percent
HOUSEHOLDS BY TYPE		
Total households	1,073	1,073
Married-couple household	505	47.1%
With children of the householder under 18 years	166	15.5%
Cohabiting couple household	39	3.6%
With children of the householder under 18 years	9	0.8%
Male householder, no spouse/partner present	195	18.2%
With children of the householder under 18 years	12	1.1%
Householder living alone	114	10.6%
65 years and over	53	4.9%
Female householder, no spouse/partner present	334	31.1%
With children of the householder under 18 years	70	6.5%
Householder living alone	258	24.0%
65 years and over	110	10.3%
Households with one or more people under 18 years	257	24.0%
Households with one or more people 65 years and over	309	28.8%
Average household size	2.29	(X)
Average family size	3.00	(X)
RELATIONSHIP		
Population in households	2,462	2,462
Householder	1,073	43.6%
Spouse	529	21.5%
Unmarried partner	48	1.9%
Child	731	29.7%
Other relatives	75	3.0%
Other nonrelatives	6	0.2%
MARITAL STATUS		
Males 15 years and over	1,040	1,040
Never married	382	36.7%
Now married, except separated	544	52.3%




Selected Social Characteristics		United States® <b>Census</b> Bureau
American Community Survey Data 2020-2024	Apalachin CDP, New York	
Separated	20	1.9%
Widowed	25	2.4%
Divorced	69	6.6%
Females 15 years and over	1,143	1,143
Never married	320	28.0%
Now married, except separated	583	51.0%
Separated	5	0.4%
Widowed	86	7.5%
Divorced	149	13.0%
FERTILITY		
Number of women 15 to 50 years old who had a birth in the past 12 months	20	20
Unmarried women (widowed, divorced, and never married)	0	0.0%
Per 1,000 unmarried women	0	(X)
Per 1,000 women 15 to 50 years old	33	(X)
Per 1,000 women 15 to 19 years old	0	(X)
Per 1,000 women 20 to 34 years old	83	(X)
Per 1,000 women 35 to 50 years old	0	(X)
GRANDPARENTS		
Number of grandparents living with own grandchildren under 18 years	0	0
Grandparents responsible for grandchildren	0	-
Years responsible for grandchildren		
Less than 1 year	0	-
1 or 2 years	0	-
3 or 4 years	0	-
5 or more years	0	-

Selected Social Characteristics		
American Community Survey Data 2020-2024	Apalachin CDP, New York	
Number of grandparents responsible for own grandchildren under 18 years	0	0
Who are female	0	-
Who are married	0	-
SCHOOL ENROLLMENT		
Population 3 years and over enrolled in school	529	529
Nursery school, preschool	48	9.1%
Kindergarten	34	6.4%
Elementary school (grades 1-8)	159	30.1%
High school (grades 9-12)	145	27.4%
College or graduate school	143	27.0%
EDUCATIONAL ATTAINMENT		
Population 25 years and over	1,883	1,883
Less than 9th grade	61	3.2%
9th to 12th grade, no diploma	78	4.1%
High school graduate (includes equivalency)	343	18.2%
Some college, no degree	357	19.0%
Associate's degree	367	19.5%
Bachelor's degree	473	25.1%
Graduate or professional degree	204	10.8%
High school graduate or higher	1,744	92.6%
Bachelor's degree or higher	677	36.0%
VETERAN STATUS		
Civilian population 18 years and over	2,104	2,104
Civilian veterans	134	6.4%
DISABILITY STATUS OF THE CIVILIAN NONINSTITUTIONALIZED POPULATION		
Total Civilian Noninstitutionalized Population	2,553	2,553
With a disability	265	10.4%
Under 18 years	449	449

Selected Social Characteristics		
American Community Survey Data 2020-2024	Apalachin CDP, New York	
With a disability	0	0.0%
18 to 64 years	1,650	1,650
With a disability	190	11.5%
65 years and over	454	454
With a disability	75	16.5%
RESIDENCE 1 YEAR AGO		
Population 1 year and over	2,546	2,546
Same house	2,354	92.5%
Different house (in the U.S. or abroad)	192	7.5%
Different house in the U.S.	192	7.5%
Same county	38	1.5%
Different county	154	6.0%
Same state	97	3.8%
Different state	57	2.2%
Abroad	0	0.0%
PLACE OF BIRTH		
Total population	2,553	2,553
Native	2,396	93.9%
Born in United States	2,396	93.9%
State of residence	1,785	69.9%
Different state	611	23.9%
Born in Puerto Rico, U.S. Island areas, or born abroad to American parent(s)	0	0.0%
Foreign-born	157	6.1%
U.S. CITIZENSHIP STATUS		
Foreign-born population	157	157
Naturalized U.S. citizen	134	85.4%
Not a U.S. citizen	23	14.6%
YEAR OF ENTRY		
Population born outside the United States	157	157
Native	0	0
Entered 2010 or later	0	-
Entered before 2010	0	-
Foreign-born	157	157
Entered 2010 or later	4	2.5%
Entered before 2010	153	97.5%
WORLD REGION OF BIRTH OF FOREIGN-BORN		

Selected Social Characteristics		
American Community Survey Data 2020-2024	Apalachin CDP, New York	
Foreign-born population, excluding population born at sea	157	157
Europe	7	4.5%
Asia	77	49.0%
Africa	0	0.0%
Oceania	0	0.0%
Latin America	68	43.3%
Northern America	5	3.2%
LANGUAGE SPOKEN AT HOME		
Population 5 years and over	2,453	2,453
English only	2,296	93.6%
Language other than English	157	6.4%
Speak English less than "very well"	81	3.3%
Spanish	106	4.3%
Speak English less than "very well"	38	1.5%
Other Indo-European languages	0	0.0%
Speak English less than "very well"	0	0.0%
Asian and Pacific Islander languages	51	2.1%
Speak English less than "very well"	43	1.8%
Other languages	0	0.0%
Speak English less than "very well"	0	0.0%
ANCESTRY		
Total population	2,553	2,553
American	307	12.0%
Arab	0	0.0%
Czech	0	0.0%
Danish	0	0.0%
Dutch	36	1.4%
English	318	12.5%
French (except Basque)	12	0.5%
French Canadian	0	0.0%
German	348	13.6%
Greek	18	0.7%

Selected Social Characteristics		
American Community Survey Data 2020-2024	Apalachin CDP, New York	
Hungarian	25	1.0%
Irish	506	19.8%
Italian	270	10.6%
Lithuanian	18	0.7%
Norwegian	0	0.0%
Polish	96	3.8%
Portuguese	0	0.0%
Russian	0	0.0%
Scotch-Irish	0	0.0%
Scottish	25	1.0%
Slovak	47	1.8%
Subsaharan African	0	0.0%
Swedish	40	1.6%
Swiss	16	0.6%
Ukrainian	44	1.7%
Welsh	36	1.4%
West Indian (excluding Hispanic origin groups)	49	1.9%
COMPUTERS AND INTERNET USE		
Total households	1,073	1,073
With a computer	1,040	96.9%
With a broadband Internet subscription	1,049	97.8%